


SUMNER COUNTY GOVERNMENT



CONSOLIDATED ANNUAL BUDGET
FOR THE FISCAL YEAR ENDED
JUNE 30, 2021

SUMNER COUNTY, TENNESSEE
BUDGET FOR THE FISCAL YEAR ENDING JUNE 30, 2021

TABLE OF CONTENTS

<u>INTRODUCTION</u>	<u>Page</u>
Budget Message	1
<u>SUMMARY</u>	
Total Sheet	14
<u>GENERAL FUND</u>	
General Fund Summary	16
Statement of Revenues	18
Statement of Appropriations	
County Commission	21
Board of Equalization	21
Other Boards and Committees	21
County Mayor	21
Personnel Office	22
County Attorney	22
Election Commission	22
Register of Deeds	23
Development Services	24
Building and Codes	25
County Buildings	26
Archives	27
Risk Management	27
Finance	27
Assessor of Property	28
Reappraisal	29
County Trustee	29
County Clerk	30
Data Processing	30
Circuit Court	31
General Sessions Court Judge III	31
General Sessions Court Judge I	32
Drug Court	32
Chancery Court	34
Juvenile Court	34
District Attorney General	35
Office of Public Defender	35
Judicial Commissioners	35
Other Administration of Justice	35
Probation Services/CASP	35

TABLE OF CONTENTS (Continued)

<u>GENERAL FUND (Continued)</u>	<u>Page</u>
Sheriff's Office	36
Administration of Sexual Offender Registry	38
Jail	38
Juvenile Services	39
Forestry Service	40
Rural Fire Protection	40
Emergency Management Agency	40
County Coroner/Medical Examiner	41
Other Public Safety (Consolidated Dispatch)	41
Health Department	42
Health Department (DGA)	44
Health Department (Tobacco Funding)	44
Ambulance (Emergency Medical) Service	44
Appropriations to State	46
General Welfare Assistance	46
Other Public Health and Welfare	46
Senior Citizens Assistance	46
Libraries	46
Other Social, Cultural and Recreational	50
Agriculture Extension Agency	50
Soil Conservation	51
Tourism, Economic and Community Development	51
Industrial Development	51
Veterans Services	51
Other County Expenses	52
Contributions	52
Employee Benefits	52
Judicial District Drug Task Force	52
District Attorney	52
Traffic Control	53
Public Health and Welfare	53
Social, Cultural and Recreational	53
 <u>COURTHOUSE AND JAIL MAINTENANCE FUND</u>	
Courthouse and Jail Maintenance Fund Summary	54
Statement of Revenues	55
Statement of Appropriations	56
 <u>DRUG CONTROL FUND</u>	
Drug Control Fund Summary	57
Statement of Revenues	58
Statement of Appropriations	59

TABLE OF CONTENTS (Continued)

<u>DEBT SERVICE FUND</u>	<u>Page</u>
General Debt Service Fund Summary	60
Statement of Revenues	61
Statement of Appropriations	62
<u>CAPITAL PROJECTS FUND</u>	
Capital Projects Fund Summary	63
Statement of Revenues	65
Statement of Appropriations	66
<u>HIGHWAY/PUBLIC WORKS FUND</u>	
Highway/Public Works Fund Summary	71
Statement of Revenues	72
Statement of Appropriations	73
<u>MISCELLANEOUS SCHEDULES</u>	
General Debt Service Fund Principal and Interest Schedule	76
Operational Plan for the Self-Insurance Fund	
Self-Insurance Fund Summary	77
Health	80
Dental	83
Casualty	86

Introduction



SUMNER COUNTY, TENNESSEE
DEPARTMENT OF FINANCE
DAVID LAWING, DIRECTOR
Certified Public Accountant
355 North Belvedere Drive, Room 302
Gallatin, Tennessee 37066
Phone: (615) 451-6033

Budget Message
June 29, 2020

To the Honorable Anthony Holt, County Mayor;
Board of County Commissioners; and
Citizens of Sumner County, Tennessee

General Information

Sumner County uses fund accounting to ensure and to demonstrate compliance with finance-related legal requirements. A fund is a grouping of related accounts used to maintain control over resources segregated for specific activities or objectives. The county accounts for each fund's operations with a separate set of self-balancing accounts that comprise its assets, liabilities, fund equity, revenues, and expenditures, or expenses, as appropriate.

Fund Balances

Governmental Funds

**General Fund
Summary**

- The difference in the budgeted ending unassigned fund balance from the fiscal year 2020 to the fiscal year 2021 is an approximate \$2.4 million decrease, of which approximately \$500 thousand is attributable to an estimated beginning budgeted balance decrease.
- The county desires a minimum unassigned fund balance of 15% of appropriations or roughly \$10.8 million. The county's 2021 budget contains an ending unassigned fund balance of approximately \$15.8 million.
- The estimated change in unassigned fund balance for the fiscal year 2020 is an approximate \$1 million decrease. This estimated decrease in the unassigned fund balance is the result of revenue shortfalls and additional costs, both of which are related to the COVID-19 pandemic.

Table 1. Budgeted Change in the General Fund's Balances

	Budgets		Difference
	Amended 2019-2020 *	Original 2020-2021	
Estimated Revenues	\$ 68,102,235	\$ 66,124,752	\$ (1,977,483)
Appropriations	73,659,169	72,033,780	(1,625,389)
Budgeted Change	\$ (5,556,934)	\$ (5,909,028)	\$ (352,094)
Beginning Budgeted Fund Balances	32,597,479	32,088,056	(509,423)
Ending Budgeted Fund Balances	\$ 27,040,545	\$ 26,179,028	\$ (861,517)

* Amended budget as of May 31, 2020

Table 2. General Fund's Historical Unassigned Fund Balances

	Actual 2010	Actual 2011	Actual 2012	Actual 2013	Actual 2014
Unassigned Fund Balance	\$ 11,619,364	\$ 12,060,985	\$ 11,557,415	\$ 13,288,155	\$ 13,955,324
Budgetary Assignment	(3,244,013)	(3,432,071)	(2,872,552)	(4,040,388)	(4,438,727)
Unassigned Fund Balance (net)	\$ 8,375,351	\$ 8,628,914	\$ 8,684,863	\$ 9,247,767	\$ 9,516,597
	Actual 2015	Actual 2016	Actual 2017	Actual 2018	Actual 2019
Unassigned Fund Balance	\$ 14,087,754	\$ 16,500,727	\$ 18,866,577	\$ 21,332,057	\$ 22,526,111
Budgetary Assignment	(3,287,840)	(3,359,511)	(3,299,474)	(3,971,424)	(3,748,514)
Unassigned Fund Balance (net)	\$ 10,799,914	\$ 13,141,216	\$ 15,567,103	\$ 17,360,633	\$ 18,777,597
	Estimated 2020				
Unassigned Fund Balance	\$ 21,428,492				
Budgetary Assignment	(5,643,649)				
Unassigned Fund Balance (net)	\$ 15,784,843				

For comparative purposes, Table 2 presents the general fund's unassigned fund balance and subsequent year's budgetary assignments for ten fiscal years and one estimated year.

Table 3. Details of Sumner County's General Fund's Balances

	Bud. Balance June 2020	Bud. Balance June 2021	Difference
Restricted			
Drug Court	\$ 19,752	\$ 9,371	\$ (10,381)
Sexual Offender Registration	15,371	1,487	(13,884)
Courtroom Security ^	-	-	-
Automation - Register of Deeds	172,827	172,201	(626)
Planning Donation	-	58,500	58,500
Automation - County Clerk	104,267	118,396	14,129
Automation - Circuit Court Clerk	561,217	524,177	(37,040)
Juvenile Services Grant	332	-	(332)
SCAAP Program	953	953	-
Bridal House	22,019	24	(21,995)
Fines for Littering	1,350	1,540	190
Archives Donation	-	39	39
Total Restricted	\$ 898,088	\$ 886,688	\$ (11,400)
Un-restricted			
Committed			
Hospital Property Sale Proceeds*	\$ 8,886,557	\$ 9,406,485	\$ 519,928
Portland Airport Grant Match	133,332	80,045	(53,287)
Codes Abatement	15,054	-	(15,054)
	\$ 9,034,943	\$ 9,486,530	\$ 451,587
Assigned			
Medical Examiner	\$ 8,834	\$ 5,123	\$ (3,711)
Sheriff - Litter Funds Reimbursement	-	486	486
Emergency Management Agency (EMPG)	29,559	2,380	(27,179)
GIS Assignment	13,000	13,000	-
	\$ 51,393	\$ 20,989	\$ (30,404)
Unassigned			
	\$ 18,204,430	\$ 15,784,822	\$ (2,419,608)
Total Un-restricted	\$ 27,290,766	\$ 25,292,341	\$ (1,998,425)

*The balance is inclusive of an \$800,000 note that has been approved by the Sumner County Commission to be exchanged for an emergency management agency facility, the parcel on which the facility is located (including a fenced area), a parking lot, and any potential amount due for prior usage of said building and property. This agreement with the Sumner County Regional Airport Authority is subject to the Federal Aviation Administration's approval. At this time, no approval has been received, and no exchange has taken place.

^The county commission has designated all courthouse security litigation taxes and fees to the cost of courthouse officers.

Other Governmental Funds

The courthouse and jail maintenance fund, the drug control fund, the general capital projects fund, the debt service fund, and the highway/public works fund each have available resources (including fund balances) balanced to appropriations.

Table 4. Budgeted Change in All Budgeted Funds Other Than the General Fund's Balances

	Courthouse and Jail Maintenance Fund	Drug Control Fund	General Debt Service Fund	Capital Projects Fund	Highway/Public Works Fund
Estimated Revenues	\$ 628,321	\$ 27,000	\$ 32,694,441	\$ 110,863,031	\$ 7,319,727
Appropriations	<u>674,948</u>	<u>73,010</u>	<u>34,971,169</u>	<u>111,261,574</u>	<u>7,756,856</u>
Budgeted Change	\$ (46,627)	\$ (46,010)	\$ (2,276,728)	\$ (398,543)	\$ (437,128)
Beginning Budgeted Fund Balances	<u>46,627</u>	<u>77,217</u>	<u>19,811,716</u>	<u>3,665,132</u>	<u>477,604</u>
Ending Budgeted Fund Balances	<u>\$ 0</u>	<u>\$ 31,207</u>	<u>\$ 17,534,988</u>	<u>\$ 3,266,589</u>	<u>\$ 40,476</u>

Proprietary Fund

Sumner County utilizes a proprietary fund, which is an internal service fund used to account for its self-insurance programs. This fund only provides services to Sumner County Government. Proprietary funds operate on the economic resources measurement focus and the accrual basis of accounting. The financing plans for this fund included in this document are, in some instances, labeled budgets for consistency of presentation; however, they are not a legally adopted budget. Therefore, the appropriations resolution does not include the internal service fund (self-insured program).

All of the self-insured program's financing plans have estimated favorable net positions. Below is a summary of the fund.

Table 5. Planned Change in Self-insurance Fund's Net Position

	Self-Insurance
Estimated Revenues	\$ 14,005,469
Estimated Expenses	<u>13,238,148</u>
Estimated Change	\$ 767,321
Beginning Estimated Net Position	<u>14,813,865</u>
Ending Estimated Net Position	<u>\$ 15,581,186</u>

Revenues
County Wide

Budgeted Property Tax Revenues

Table 6. Property Tax Rate Divisions

Fund	Prior Rate	Budgeted Rate	Difference
General	21.16%	21.16%	0.00%
General Debt Service	12.32%	14.75%	2.43%
Highway/Public Works	0.54%	0.54%	0.00%
General Purpose School	58.58%	58.58%	0.00%
Capital Projects	7.40%	4.97%	-2.43%
Total	<u>100.00%</u>	<u>100.00%</u>	<u>0.00%</u>

Table 7. Property Tax Rates

Fund	Prior Rate	Budgeted Rate	Difference
General	\$ 0.4787	\$ 0.4787	\$ -
General Debt Service	0.2786	0.3336	0.0550
Highway/Public Works	0.0123	0.0123	-
General Purpose School	1.3250	1.3250	-
Capital Projects	0.1674	0.1124	(0.0550)
Total	<u>\$ 2.2620</u>	<u>\$ 2.2620</u>	<u>\$ -</u>

* Note: For 2021, \$.01 continues to be temporarily allocated to the capital projects fund from the debt service fund.

Table 8. Property Tax Assessment

Current Property Taxes	Percentage of Appraised Value	Summary Assessment Total
Real Property Assessed		
Commercial & Industrial	40%	\$ 1,357,551,163
Residential	25%	4,329,164,817
Farm	25%	50,456,750
Agriculture	25%	198,078,385
Forest/Open Space	25%	15,973,884
Total Assessed Real Property		\$ 5,951,224,999
Personal Property Assessed		
Commercial & Industrial	30%	\$ 288,956,954
Total Adjusted P. P. Assessed		\$ 288,956,954
Public Utilities		
Public Utilities	55%	\$ 148,933,996 *
Equalization Ratio		100.00%
Total Adjusted Public Utilities		\$ 148,933,996
Total Assessment		\$ 6,389,115,949

* Prior year public utilities' assessments (reappraised annually by State of Tennessee and not available in time for budget).

Table 9. Property Tax Per Penny

Classification	Estimated Revenues Per Penny
Current Property Tax@	\$ 588,931
Trustee Coll.-Prior Years	6,366
Trustee Coll- Bankruptcies	86
Clerk & Master Coll.-Prior Years	3,906
Interest and Penalty	1,307
Pmt in Lieu Taxes-TVA	22
Pmt in Lieu Taxes-Local Utility	2,964
Total	\$ 603,581

@ Gross per penny for current property taxes is \$638,912

Due to the unknown duration and the impact of the COVID-19 pandemic, for current property tax collections, the county is utilizing a 93.5% collectability rate; the county estimates appeals and other adjustments at 120% of the prior year's budgeted amount.

Table 10. County Wide Budgeted Local Revenues

	General Fund	Courthouse and Jail Maintenance Fund	General Debt Service Fund	Capital Projects Fund	Highway/Public Works Fund	@ General Purpose School Fund
Local Taxes						
Current Property Tax	\$ 28,192,141	\$ -	\$ 19,646,748	\$ 6,619,588	\$ 724,385	\$ 78,033,397
Trustee Coll.-Prior Years	304,745	-	177,360	106,569	7,830	843,508
Trustee Coll- Bankruptcies	4,099	-	2,857	963	105	11,347
Clerk & Master Coll.-Prior Years	186,973	-	108,817	65,384	4,804	517,524
Interest and Penalty	62,542	-	38,794	19,476	1,607	173,112
Pmt in Lieu Taxes-TVA	1,036	-	722	243	27	2,868
Pmt in Lieu Taxes-Local Utility	141,901	-	98,889	33,319	3,646	392,769
Pmt in Lieu Taxes	30,955	-	19,098	6,435	704	182,897
Hotel/Motel Tax*	586,058	-	-	-	-	-
Local Amusement Tax	1,631	-	-	-	-	-
Litigation Tax-Special/Judge	296,602	-	-	-	-	-
Litigation Tax-Special Purpose/Judge	159,018	-	-	-	-	-
Litigation Tax-Special Purpose/Security	296,166	-	-	-	-	-
Business Tax	2,194,137	-	-	-	-	-
Mixed Drink Tax	-	-	-	-	-	250,000
Bank Excise Tax	336,110	-	-	-	-	-
Beer Tax	448,504	-	-	-	-	-
Beer Privilege Tax	2,500	-	-	-	-	-
Non-depository Privilege Tax	7,406	-	-	-	-	-
Local Option Taxes						
Sales Taxes	-	-	9,341,813	-	-	18,686,429
Litigation Tax-Special Pur.	-	298,133	-	-	-	-
Litigation Tax-Special Pur.	-	-	120,611	-	-	-
Wheel Tax	-	-	-	-	2,207,865	5,151,686
Mineral Severance Tax	-	-	-	-	185,215	-
Adequate Facilities Tax	-	-	2,245,672	-	-	-
Total	\$ 33,252,525	\$ 298,133	\$ 31,801,381	\$ 6,851,975	\$ 3,136,189	\$ 104,245,537
Licenses and Permits						
Marriage Licenses	\$ 5,546	\$ -	\$ -	\$ -	\$ -	\$ 5,546
Cable TV Franchise Fees	552,858	-	-	-	-	-
Beer Permits	475	-	-	-	-	-
Building Permits	486,915	-	-	-	-	-
Rezoning Permits	2,947	-	-	-	-	-
Highway Permits	-	-	-	-	25,000	-
Total Licenses and Permits	\$ 1,048,741	\$ -	\$ -	\$ -	\$ 25,000	\$ 5,546

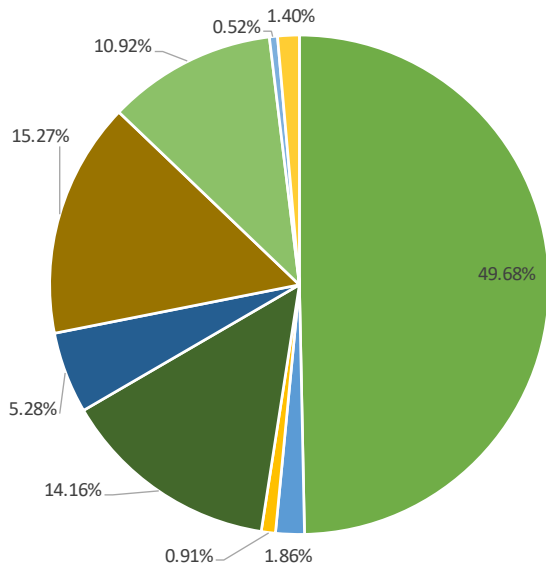
* Based on hotel/motel tax of 5%

@ School department's general purpose school fund budget is based on earlier projections (difference immaterial)

Table 11. County-Wide Current Year's Estimated Revenues Performance

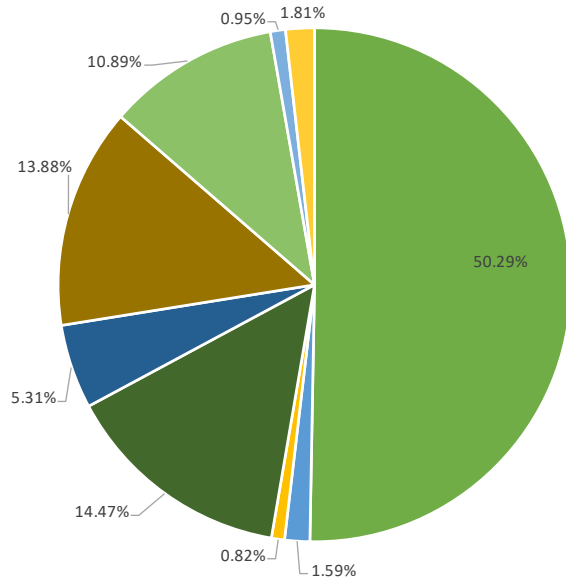
	Budgeted For Fiscal Year 2020	Estimated Actual	Increase/ (Decrease)	% Difference
Local Taxes				
Current Property Taxes	\$ 132,440,832	\$ 132,603,333	\$ 162,501	0.12%
Trustee Coll-Prior Year	1,054,037	1,008,376	(45,661)	-4.33%
Trustee Coll-Bankruptcies	5,718	22,709	16,991	297.16%
Clerk & Master Collections	984,562	841,219	(143,343)	-14.56%
Interest and Penalty	278,803	247,149	(31,654)	-11.35%
Pmt in Lieu Taxes-TVA	4,897	4,896	(1)	-0.02%
Pmt in Lieu Taxes-Utilities	728,509	670,524	(57,985)	-7.96%
Pmt in Lieu Taxes	259,128	262,338	3,210	1.24%
Hotel/Motel Tax	1,037,827	721,965	(315,862)	-30.43%
Local Amusement Tax	1,800	1,723	(77)	-4.28%
Litigation Tax-Special Purpose	311,739	287,719	(24,020)	-7.71%
Litigation Tax-Special Purpose/Judge	166,899	148,165	(18,734)	-11.22%
Litigation Tax-Special Purpose/Sec	309,854	286,950	(22,904)	-7.39%
Business Tax	2,387,741	2,315,416	(72,325)	-3.03%
Mixed Drink Tax	518,000	518,000	-	0.00%
Bank Excise Tax	400,000	999,828	599,828	149.96%
Beer Privilege Tax	468,440	468,440	-	0.00%
Beer Tax	2,500	2,500	-	0.00%
Non-depository Privilege Tax	7,659	11,771	4,112	53.69%
Local Option Taxes				
Sales Tax	29,882,999	28,859,154	(1,023,845)	-3.43%
Litigation Tax-Spc (1)	300,000	278,815	(21,185)	-7.06%
Litigation Tax-Spc (2)	130,000	114,813	(15,187)	-11.68%
Wheel Tax	7,359,551	7,199,824	(159,727)	-2.17%
Mineral Severance Tax	207,784	210,313	2,529	1.22%
Adequate Facilities Tax	2,860,000	2,499,715	(360,285)	-12.60%
Total Local Taxes	<u>\$ 182,109,279</u>	<u>\$ 180,585,655</u>	<u>\$ (1,523,624)</u>	<u>-0.84%</u>
Licenses and Permits				
Marriage Licenses	\$ 13,152	\$ 10,677	\$ (2,475)	-18.82%
Cable TV Franchise Fees	547,384	547,384	-	0.00%
Beer Permits	950	950	-	0.00%
Building Permits (and Planning Fees)	660,806	568,595	(92,211)	-13.95%
Rezoning Permits	4,000	2,870	(1,130)	-28.25%
Highway Permits	2,000	23,000	21,000	1050.00%
Helping Schools	2,079	2,079	-	0.00%
Total Licenses and Permits	<u>\$ 1,230,371</u>	<u>\$ 1,155,555</u>	<u>\$ (74,816)</u>	<u>-6.08%</u>
Total	<u>\$ 183,339,650</u>	<u>\$ 181,741,210</u>	<u>\$ (1,598,440)</u>	<u>-0.87%</u>

Figure 1. General Fund's Distribution of Budgeted Revenues for Fiscal Year 2020



- Local Taxes
- Licenses and Permits
- Fines, Forfeitures and Penalties
- Charges for Current Services
- Other Local Revenues
- Fees of County Officials
- State of Tennessee
- Federal Government
- Other Governments and Citizens Groups

Figure 2. General Fund's Distribution of Budgeted Revenues for Fiscal Year 2021



- Local Taxes
- Licenses and Permits
- Fines, Forfeitures and Penalties
- Charges for Current Services
- Other Local Revenues
- Fees of County Officials
- State of Tennessee
- Federal Government
- Other Governments and Citizens Groups

Table 12. General Fund's Change in Budgeted Revenues

Revenues/Sources	Budgets		Difference
	Amended 2019-2020	Original 2020-2021	
Local Taxes	\$ 33,834,861	\$ 33,252,525	\$ (582,336)
Licenses and Permits	1,219,716	1,048,741	(170,975)
Fines, Forfeitures and Penalties	597,906	540,673	(57,232)
Charges for Current Services	9,309,942	9,569,478	259,536
Other Local Revenues	3,501,775	3,511,033	9,258
Fees of County Officials	10,037,774	9,175,452	(862,322)
State of Tennessee	7,980,298	7,200,005	(780,293)
Federal Government	696,941	629,865	(67,076)
Other Governments and Citizens Groups	923,021	1,196,979	273,958
Total	\$ 68,102,235	\$ 66,124,752	\$ (1,977,483)

Table 12 presents the changes by significant classes of revenues from the final budget (as of May 31, 2020) to the fiscal year 2021 budget.

Expenses

General Fund

Figure 3. General Fund Expenses by Major Function

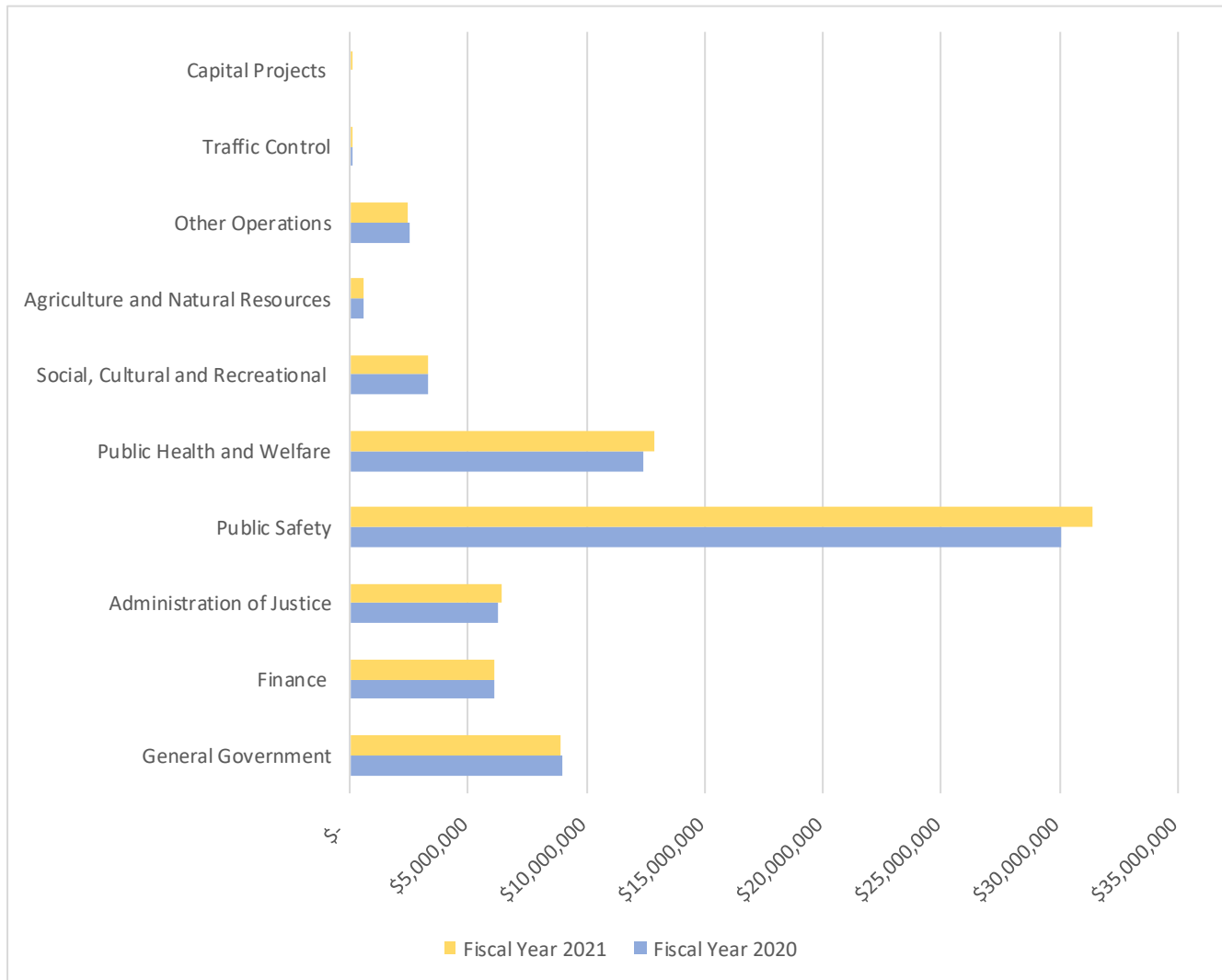


Figure 3 compares the original budgets' appropriations by function for the fiscal year 2020 to the fiscal year 2021.

Table 13. Non-profit Donations

	Fiscal Year 2020		Fiscal Year 2021		
	Budget		Budget		Difference
Rural Fire Protection					
Cottontown Fire Department	\$	-	\$	24,000	\$ 24,000
Gallatin Fire Department		-		24,000	24,000
Highland Fire Department 1		-		24,000	24,000
Highland Fire Department 2		-		24,000	24,000
Highland Fire Department 3		-		24,000	24,000
Number One Fire Department		-		24,000	24,000
Oak Grove Fire Department		-		24,000	24,000
Shackle Island Fire Department		-		24,000	24,000
Southeast Fire Department-Bethpage		-		24,000	24,000
Southeast Fire Department-Castalian Springs		-		24,000	24,000
Westmoreland Fire Department		-		24,000	24,000
White House Fire Department 1		-		24,000	24,000
White House Fire Department 2		-		24,000	24,000
Rural Fire Protection		450,000		138,000	(312,000)
Total Fire Departments	\$	450,000	\$	450,000	\$ -
Senior Citizens					
Gallatin Senior Citizens	\$	14,000	\$	-	\$ (14,000)
Hendersonville Senior Citizens		15,000		-	(15,000)
Portland Senior Citizens		9,000		-	(9,000)
Westmoreland Senior Citizens		3,000		-	(3,000)
White House Senior Citizens		9,500		-	(9,500)
Total Senior Citizens	\$	50,500	\$	-	\$ (50,500)
Other					
Vocational/TN Rehabilitation Center	\$	158,745	\$	158,745	\$ -
Sumner County Tourism		682,500		586,058	(96,443)
Sumner County Tourism (Hospital Reserve)		57,244		-	(57,244)
Forward Sumner (Hospital Reserve)		100,000		100,000	-
State Forestry Division		2,000		2,000	-
Sumner County Resource Authority		100,000		100,000	-
Ashley's Place (Child Advocacy Center)		5,000		5,000	-
Cumberland Crisis Pregnancy Center		2,500		-	(2,500)
HomeSafe		2,500		-	(2,500)
Mid-Cumberland HRA Dues		17,671		17,671	-
Salvus Center Inc		5,000		-	(5,000)
Vol State/Adult Education Program		40,000		40,000	-
Portland Airport (Hospital Reserve)		50,000		50,000	-
Sumner County Teen Center		2,500		-	(2,500)
Mid-Cumberland Meals on Wheels		2,500		2,500	-
TN Small Business Development Center (thru VSCF)		5,000		5,000	-
Regional Transportation Authority		55,597		55,597	-
Un-allocated Non-profit Donations		-		75,000	75,000
Total Other	\$	1,288,757	\$	1,197,571	\$ (91,187)
Grand Total	\$	1,789,257	\$	1,647,571	\$ (141,687)

Annual Debt Report

The attached budget document and the following additional information will serve as the annual debt report as required by the Sumner County Tennessee's Debt Management Policy.

- The county's designee reviewed its debt management policy.
- The fiscal year 2021 budget includes the issuance of debt. The county will submit any applicable cash flow forecasts to the office of state and local finance.
- Total net debt as of July 1, 2020, is \$186,113,284, which consists of debt (principal) outstanding as of July 1, 2020, of \$205,925,000 less estimated debt service fund balance of \$19,811,716.
- The net debt per capita (net debt/population), based on an estimated population of 191,283, is \$973.
- The net debt per capita (net debt/population), based on the 2010 census's population of 160,645, is \$1,159.
- Sumner County's most recent bond ratings are "AA+/Stable" from Standard & Poor's on January 16, 2019, and Aa2 from Moody's Investor Service on January 15, 2016.
- The county posted its most recent bond ratings on the county's website at the following links:
<https://finance.sumnertn.org/services/central-accounting/miscellaneous/2019-s-p-bond-rating.pdf> and
https://finance.sumnertn.org/services/central-accounting/miscellaneous/moody-s-issuer-comment_sumner-county-tn.pdf.

Sincerely,

David A. Lawing

David A. Lawing
Director of Finance

Sumner County, Tennessee
 Budget Summary
 Fiscal Year Ended June 30, 2021

	Actual Budgetary 2017-2018	Actual Budgetary 2018-2019	Estimated Budgetary 2019-2020	Original Budgets		Difference
				2019-2020	2020-2021	
Governmental Funds						
County General Fund						
Revenues/Estimated Revenues						
Local Taxes	\$ 30,056,744	\$ 30,263,740	\$ 33,958,643	\$ 32,660,473	\$ 33,252,525	\$ 592,052
Licenses and Permits	1,040,393	1,070,997	1,125,137	1,219,716	1,048,741	(170,975)
Fines, Forfeitures and Penalties	698,401	615,071	540,702	597,905	540,673	(57,232)
Charges for Current Services	7,831,601	8,257,828	8,397,281	9,309,839	9,569,478	259,640
Other Local Revenues	2,340,117	3,243,460	3,331,436	3,471,694	3,511,033	39,339
Fees of County Officials	9,913,902	9,616,043	10,149,277	10,037,774	9,175,452	(862,322)
State of Tennessee	7,876,121	7,724,391	7,438,151	7,181,474	7,200,005	18,531
Federal Government	340,776	248,373	408,634	342,137	629,865	287,728
Other Governments and Citizens Groups	556,811	349,753	334,505	922,921	1,196,979	274,058
Other Sources (Non-Revenue)	8,602	15,168	-	-	-	-
Total Revenues/Estimated Revenues	\$ 60,663,468	\$ 61,404,824	\$ 65,683,767	\$ 65,743,933	\$ 66,124,752	\$ 380,819
Expenditures/Appropriations						
Salaries and Benefits	\$ 43,377,431	\$ 45,257,102	\$ 48,633,642	\$ 52,227,162	\$ 54,110,116	\$ 1,882,955
Operational Costs	16,451,680	14,920,698	18,069,974	17,925,395	17,923,664	(1,732)
Total Expenditures/Appropriations	\$ 59,829,111	\$ 60,177,799	\$ 66,703,616	\$ 70,152,557	\$ 72,033,780	\$ 1,881,223
Net Change in Fund Balances/Budgeted Change	\$ 834,357	\$ 1,227,025	\$ (1,019,848)	\$ (4,408,624)	\$ (5,909,028)	\$ (1,500,404)
Beg Fund Balance Other Than Unassigned /Budgeted	12,179,946	10,548,823	10,581,795	10,644,535	10,659,564	15,029
Beg Unassigned Fund Balance/Budgeted	18,866,577	21,332,057	22,526,110	21,952,945	21,428,492	(524,452)
Net Ending Fund Balances/Budgeted	\$ 31,880,880	\$ 33,107,905	\$ 32,088,056	\$ 28,188,856	\$ 26,179,028	\$ (2,009,827)
Courthouse and Jail Maintenance Fund						
Revenues/Estimated Revenues						
Local Taxes	\$ 338,417	\$ 308,243	\$ 278,815	\$ 300,000	\$ 298,133	\$ (1,867)
Charges for Current Services	342,507	319,239	340,000	325,000	330,000	5,000
State of Tennessee	105	-	-	-	-	-
Other Local Revenues	8,183	208	188	188	188	-
Total Revenues/Estimated Revenues	\$ 689,212	\$ 627,690	\$ 619,003	\$ 625,188	\$ 628,321	\$ 3,133
Expenditures/Appropriations						
Operational Costs	\$ 602,574	\$ 659,148	\$ 806,064	\$ 821,499	\$ 674,948	\$ (146,551)
Total Expenditures/Appropriations	\$ 602,574	\$ 659,148	\$ 806,064	\$ 821,499	\$ 674,948	\$ (146,551)
Net Change in Fund Balances/Budgeted Change	\$ 86,638	\$ (31,458)	\$ (187,061)	\$ (196,311)	\$ (46,627)	\$ 149,684
Beginning Fund Balances/Budgeted	178,509	265,147	233,689	233,584	46,627	(186,957)
Net Ending Fund Balances/Budgeted	\$ 265,147	\$ 233,689	\$ 46,627	\$ 37,273	\$ 0	\$ (37,273)
Drug Control Fund						
Revenues/Estimated Revenues						
Fines, Forfeitures and Penalties	\$ 35,759	\$ 36,018	\$ 32,341	\$ 25,500	\$ 25,500	\$ -
Other Local Revenues	-	-	-	1,500	1,500	-
Federal Government	22	0	-	-	-	-
Total Revenues/Estimated Revenues	\$ 35,781	\$ 36,018	\$ 32,341	\$ 27,000	\$ 27,000	\$ -
Expenditures/Appropriations						
Operational Costs	\$ 61,367	\$ 13,299	\$ 89,731	\$ 72,010	\$ 73,010	\$ 1,000
Total Expenditures/Appropriations	\$ 61,367	\$ 13,299	\$ 89,731	\$ 72,010	\$ 73,010	\$ 1,000
Net Change in Fund Balances/Budgeted Change	\$ (25,586)	\$ 22,719	\$ (57,390)	\$ (45,010)	\$ (46,010)	\$ (1,000)
Beginning Fund Balances/Budgeted	137,474	111,888	134,607	134,607	77,217	(57,390)
Net Ending Fund Balances/Budgeted	\$ 111,888	\$ 134,607	\$ 77,217	\$ 89,597	\$ 31,207	\$ (58,390)
General Debt Service Fund						
Revenues/Estimated Revenues						
Local Taxes	\$ 17,786,174	\$ 14,082,333	\$ 28,702,653	\$ 29,418,806	\$ 31,801,381	\$ 2,382,575
Other Local Revenues	1,598,893	3,751,710	2,870,000	3,250,000	851,808	(2,398,192)
State of Tennessee	8,437	11,183	35,841	38,572	41,252	2,679
Total Revenues/Estimated Revenues	\$ 19,393,505	\$ 17,845,226	\$ 31,608,495	\$ 32,707,378	\$ 32,694,441	\$ (12,937)
Expenditures/Appropriations						
Debt Service General Government	\$ 2,334,612	\$ 2,287,148	\$ 2,627,638	\$ 2,617,350	\$ 6,991,029	\$ 4,373,679
Debt Service Highway	-	-	-	-	-	-
Debt Service Education	18,945,649	19,001,892	25,922,386	25,923,386	27,980,139	2,056,753
Transfers Out	-	-	3,487,522	-	-	-
Total Expenditures/Appropriations	\$ 21,280,261	\$ 21,289,040	\$ 32,037,547	\$ 28,540,737	\$ 34,971,169	\$ 6,430,432
Net Change in Fund Balances/Budgeted Change	\$ (1,886,756)	\$ (3,443,814)	\$ (429,052)	\$ 4,166,642	\$ (2,276,728)	\$ (6,443,369)
Beginning Fund Balances/Budgeted	25,571,338	23,684,582	20,240,768	20,240,769	19,811,716	(429,053)
Net Ending Fund Balances/Budgeted	\$ 23,684,582	\$ 20,240,768	\$ 19,811,716	\$ 24,407,410	\$ 17,534,988	\$ (6,872,422)

Sumner County, Tennessee
 Budget Summary
 Fiscal Year Ended June 30, 2021

	Actual Budgetary 2017-2018	Actual Budgetary 2018-2019	Estimated Budgetary 2019-2020	Original Budgets		Difference
				2019-2020	2020-2021	
Capital Projects Fund						
Revenues/Estimated Revenues						
Local Taxes	\$ 15,847,115	\$ 20,131,009	\$ 10,248,813	\$ 7,319,178	\$ 6,851,975	\$ (467,203)
Other Local Revenue	-	-	46,325	-	-	-
Other Governments and Citizens Groups	1,501,139	32,704	45,000	-	-	-
State of Tennessee	7,228	40,985	16,466	10,507	11,056	549
Federal Government	660,445	399,823	205,001	1,216,775	400,000	(816,775)
Other Sources (Non-Revenue)	-	103,339,331	3,487,522	-	103,600,000	103,600,000
Total Revenues/Estimated Revenues	\$ 18,015,927	\$ 123,943,852	\$ 14,049,127	\$ 8,546,460	\$ 110,863,031	\$ 102,316,571
Expenditures/Appropriations						
General Administration Projects	\$ 312,934	\$ 399,009	\$ 205,500	\$ 126,000	\$ 1,072,106	\$ 946,106
Other General Government Projects	376,617	1,443,282	2,494,989	3,532,463	1,491,356	(2,041,107)
Administration of Justice Projects	169,986	5,779,058	2,843,075	1,331,516	86,025,000	84,693,484
Public Safety Projects	766,216	9,026,429	8,048,320	3,666,448	1,021,125	(2,645,323)
Public Health and Welfare Projects	852,091	1,656,913	2,224,374	2,244,102	960,000	(1,284,102)
Social, Cultural and Recreational Projects	161,726	(35,233)	93,866	900,783	61,000	(839,783)
Agriculture and Natural Resources Projects	-	-	53,850	53,850	-	(53,850)
Highway and Street Capital Projects	9,860	-	575,450	550,000	1,127,152	577,152
Education Capital Projects	16,273,124	7,949,412	104,642,118	105,095,941	19,503,834	(85,592,107)
Total Expenditures/Appropriations	\$ 18,922,554	\$ 26,218,871	\$ 121,181,542	\$ 117,501,103	\$ 111,261,574	\$ (6,239,529)
Net Change in Fund Balances/Budgeted Change	\$ (906,627)	\$ 97,724,981	\$ (107,132,415)	\$ (108,954,643)	\$ (398,543)	\$ 108,556,100
Beginning Fund Balances/Budgeted	13,979,193	13,072,566	110,797,547	110,505,839	3,665,132	(106,840,707)
Net Ending Fund Balances/Budgeted	\$ 13,072,566	\$ 110,797,547	\$ 3,665,132	\$ 1,551,196	\$ 3,266,589	\$ 1,715,393
Highway/Public Works Fund						
Revenues/Estimated Revenues						
Local Taxes	\$ 3,034,449	\$ 3,072,547	\$ 3,108,525	\$ 3,157,623	\$ 3,136,189	\$ (21,433)
Licenses and Permits	500	1,400	23,000	2,000	25,000	23,000
Other Local Revenues	109,291	71,492	153,029	113,000	158,169	45,169
State of Tennessee	4,144,198	4,830,991	4,588,986	5,241,342	3,716,369	(1,524,973)
Other Governments and Citizens Groups	264,108	240,530	284,000	125,000	284,000	159,000
Other Sources (Non-Revenue)	2,389	19,196	-	-	-	-
Total Revenues/Estimated Revenues	\$ 7,554,935	\$ 8,236,157	\$ 8,157,540	\$ 8,638,965	\$ 7,319,727	\$ (1,319,237)
Expenditures/Appropriations						
Salaries and Benefits	\$ 2,830,595	\$ 3,081,798	\$ 3,440,921	\$ 3,653,040	\$ 3,654,503	\$ 1,463
Operational Costs	5,227,678	5,094,435	5,502,912	6,029,695	4,102,353	(1,927,342)
Total Expenditures/Appropriations	\$ 8,058,273	\$ 8,176,233	\$ 8,943,833	\$ 9,682,735	\$ 7,756,856	\$ (1,925,879)
Net Change in Fund Balances/Budgeted Change	\$ (503,338)	\$ 59,924	\$ (786,293)	\$ (1,043,770)	\$ (437,128)	\$ 606,642
Beginning Fund Balances/Budgeted	1,707,311	1,203,973	1,263,897	1,263,898	477,604	(786,293)
Net Ending Fund Balances/Budgeted	\$ 1,203,973	\$ 1,263,897	\$ 477,604	\$ 220,128	\$ 40,476	\$ (179,652)
Total Govt Funds - Rev, Oth Sources, and Est Rev	\$ 106,352,828	\$ 212,093,766	\$ 120,150,273	\$ 116,288,924	\$ 217,657,272	\$ 101,368,348
Total Govt Funds - Exp, Oth Uses, and Approp	\$ 108,754,141	\$ 116,534,390	\$ 229,762,333	\$ 226,770,640	\$ 226,771,336	\$ 696
Proprietary Fund						
Internal Service Fund (Self-insurance Fund)						
Revenues/Estimated Revenues						
Self-insured - Health	\$ 8,731,262	\$ 8,966,320	\$ 9,336,852	\$ 9,466,862	\$ 9,665,390	\$ 198,528
Self-insured - Dental	385,412	393,607	415,831	415,831	427,419	11,588
Self-insured - Casualty	2,967,904	3,253,021	3,786,723	3,736,648	3,912,660	176,012
Total Revenues/Estimated Revenues	\$ 12,084,578	\$ 12,612,948	\$ 13,539,406	\$ 13,619,341	\$ 14,005,469	\$ 386,128
Expenses/Estimated Expenses						
Self-insured - Health	\$ 6,758,016	\$ 7,628,190	\$ 8,805,685	\$ 8,729,085	\$ 9,492,362	\$ 763,277
Self-insured - Dental	313,880	309,674	390,000	366,347	346,868	(19,479)
Self-insured - Casualty	3,010,209	2,759,401	3,185,921	3,402,018	3,398,918	(3,100)
Total Expenses/Estimated Expenses	\$ 10,082,105	\$ 10,697,265	\$ 12,381,607	\$ 12,497,450	\$ 13,238,148	\$ 740,698
Change in Net Position/Budgeted Change	\$ 2,002,473	\$ 1,915,683	\$ 1,157,799	\$ 1,121,891	\$ 767,321	\$ (354,570)
Beginning Net Position/Budgeted	9,737,909	11,740,382	13,656,066	13,948,022	14,813,865	865,843
Ending Net Position/Budgeted	\$ 11,740,382	\$ 13,656,066	\$ 14,813,865	\$ 15,069,913	\$ 15,581,186	\$ 511,273
Total Proprietary Fund - Rev and Estimated Rev	\$ 12,084,578	\$ 12,612,948	\$ 13,539,406	\$ 13,619,341	\$ 14,005,469	\$ 386,128
Total Proprietary Fund - Exp and Estimated Exp	\$ 10,082,105	\$ 10,697,265	\$ 12,381,607	\$ 12,497,450	\$ 13,238,148	\$ 740,698
Total Rev, Other Sources, and Estimated Rev	\$ 118,437,406	\$ 224,706,714	\$ 133,689,679	\$ 129,908,265	\$ 231,662,741	\$ 101,754,476
Total Expend, Expenses, Other Uses, and Approp	\$ 118,836,246	\$ 127,231,655	\$ 242,143,940	\$ 239,268,090	\$ 240,009,484	\$ 741,394

General Fund

**Sumner County, Tennessee
General Fund
Summary**

	Actual	Actual	Estimated	Original Budget		Difference
	Budgetary 2017-2018	Budgetary 2018-2019	Budgetary 2019-2020	2019-2020	2020-2021	
Beginning Balance(s)						
Nonspendable	\$ -	\$ -	\$ -	\$ -	\$ -	\$ -
Restricted	1,018,441	1,014,441	1,015,030	1,014,990	1,045,385	30,394
Committed	11,207,757	9,491,615	9,528,743	9,551,143	9,564,559	13,415
Assigned	(46,252)	42,767	38,022	78,401	49,621	(28,780)
Unassigned	18,866,577	21,332,057	22,526,110	21,952,945	21,428,492	(524,452)
Total	\$ 31,046,523	\$ 31,880,880	\$ 33,107,905	\$ 32,597,479	\$ 32,088,056	\$ (509,423)
Revenues/Sources						
Local Taxes	\$ 30,056,744	\$ 30,263,740	\$ 33,958,643	\$ 32,660,473	\$ 33,252,525	\$ 592,052
Licenses and Permits	1,040,393	1,070,997	1,125,137	1,219,716	1,048,741	(170,975)
Fines, Forfeitures and Penalties	698,401	615,071	540,702	597,905	540,673	(57,232)
Charges for Current Services	7,831,601	8,257,828	8,397,281	9,309,839	9,569,478	259,640
Other Local Revenues	2,340,117	3,243,460	3,331,436	3,471,694	3,511,033	39,339
Fees of County Officials	9,913,902	9,616,043	10,149,277	10,037,774	9,175,452	(862,322)
State of Tennessee	7,876,121	7,724,391	7,438,151	7,181,474	7,200,005	18,531
Federal Government	340,776	248,373	408,634	342,137	629,865	287,728
Other Governments and Citizens Groups	556,811	349,753	334,505	922,921	1,196,979	274,058
Other Sources (Non-Revenue)	8,602	15,168	-	-	-	-
Total	\$ 60,663,468	\$ 61,404,824	\$ 65,683,767	\$ 65,743,933	\$ 66,124,752	\$ 380,819
Expenditures/Uses or Appropriations						
General Government						
County Commission	\$ 290,477	\$ 310,466	\$ 298,981	\$ 346,037	\$ 351,085	\$ 5,049
Board of Equalization	1,426	8,074	6,800	3,750	3,590	(160)
Other Boards and Committees	7,994	7,575	16,000	16,000	16,000	-
County Mayor	401,610	390,843	401,457	421,071	476,148	55,076
Personnel Office	-	-	-	-	50,000	50,000
County Attorney	514,230	501,266	528,156	546,529	550,731	4,202
Election Commission	631,518	821,296	1,017,313	951,247	1,195,910	244,663
Register of Deeds	667,507	744,508	792,083	867,846	845,938	(21,908)
Development Services	441,031	481,410	607,245	843,570	815,305	(28,265)
Building and Codes	449,877	456,378	542,744	581,849	576,911	(4,938)
County Buildings	2,179,789	1,809,120	2,105,788	2,718,148	2,318,307	(399,840)
Archives	91,028	91,215	95,540	96,417	96,806	389
Risk Management	1,231,610	1,384,380	1,523,073	1,567,468	1,610,058	42,589
Finance						
Finance	762,022	755,013	907,289	932,998	938,795	5,797
Assessor of Property	738,259	742,660	766,967	780,873	1,522,740	741,867
Reappraisal	595,490	652,154	652,957	695,882	-	(695,882)
County Trustee	561,880	510,732	519,395	645,914	661,711	15,798
County Clerk	1,653,095	1,676,532	1,789,681	1,825,150	1,832,982	7,833
Data Processing	683,593	655,362	1,020,449	1,208,397	1,173,283	(35,114)
Administration of Justice						
Circuit Court	1,650,368	1,746,275	1,915,334	1,970,030	2,001,616	31,587
General Sessions Judge III	275,967	280,229	332,122	347,993	361,557	13,564
General Sessions Judge I	280,859	293,714	308,682	312,384	316,353	3,969
Drug Court	242,173	233,703	283,899	251,119	309,583	58,464
Chancery Court	727,451	726,716	747,975	795,219	772,988	(22,231)
Juvenile Court	552,799	545,303	654,102	668,679	785,118	116,440
District Attorney General	85,626	89,448	96,787	96,787	78,838	(17,949)
Office of Public Defender	-	-	93,187	93,187	75,238	(17,949)
Judicial Commissioners	621,515	633,461	676,338	687,612	699,880	12,269
Other Administration of Justice	509,935	514,447	533,360	535,145	535,145	-
Probation Services/CASP	433,443	421,390	447,374	458,482	459,469	987
Public Safety						
Sheriff's Office	10,855,700	11,603,190	12,526,336	13,076,780	14,138,604	1,061,824
Administration of Sexual Offender Registry	6,111	7,079	22,218	18,805	18,805	-
Jail	10,468,009	10,419,330	11,298,422	11,555,189	11,695,354	140,166
Jail (SCAAP Program)	-	3,930	35,411	-	-	-
Juvenile Services	574,562	619,544	717,064	743,139	747,636	4,497
Juvenile Services (TCCY Grant)	8,844	8,823	9,000	9,000	9,000	-
Forestry Service	2,000	2,000	2,000	2,000	2,000	-
Rural Fire Protection	182,000	312,000	450,000	450,000	450,000	-
Emergency Management Agency	329,765	365,220	542,944	341,961	340,563	(1,397)
County Coroner/Medical Examiner	118,308	89,573	123,071	123,071	123,114	43
Other Public Safety-Consolidated Dispatch	2,856,541	3,016,380	3,150,555	3,771,404	3,872,781	101,376

**Sumner County, Tennessee
General Fund
Summary**

	Actual	Actual	Estimated	Original Budget		Difference
	Budgetary 2017-2018	Budgetary 2018-2019	Budgetary 2019-2020	2019-2020	2020-2021	
Public Health and Welfare						
Health Department	258,232	255,184	273,076	280,753	302,895	22,142
Health Department (DGA)	1,263,161	1,193,516	1,601,672	1,601,673	1,586,089	(15,584)
Health Department (Tobacco Funding)	54,195	-	-	-	-	-
Ambulance (Emergency Medical) Service	9,090,183	9,458,037	10,360,752	10,306,513	10,766,577	460,064
Appropriations to State	213,181	213,181	215,225	215,225	215,225	-
General Welfare Assistance	6,050	7,150	8,000	11,000	11,000	-
Other Public Health and Welfare	-	-	105,000	-	-	-
Social, Cultural and Recreational						
Senior Citizens Assistance	274,136	250,433	290,500	290,500	240,000	(50,500)
Libraries	2,206,756	2,248,911	2,353,420	2,391,556	2,420,544	28,987
Other Social, Cultural and Recreational	-	-	-	621,485	621,485	-
Agriculture and Natural Resources						
Agriculture Extension Agency	427,327	408,772	439,353	503,978	510,718	6,740
Soil Conservation	54,266	59,805	63,019	63,194	63,043	(151)
Other Operations						
Tourism, Economic and Community Development	560,000	650,000	739,744	739,744	586,058	(153,687)
Industrial Development	85,000	100,000	100,000	100,000	100,000	-
Veterans Services	79,692	92,758	115,919	111,434	129,584	18,150
Other County Expenses	864,824	864,609	994,611	974,611	983,488	8,877
Contributions	1,445,555	271,654	297,201	288,268	350,768	62,500
Employee Benefits	79,494	69,788	73,076	118,500	118,500	-
Miscellaneous	152,205	109,243	86,160	168,993	167,868	(1,125)
Traffic Control						
Traffic Control	340	445	28,787	8,000	8,000	-
Capital Projects						
Public Health and Welfare	-	(28,300)	-	-	-	-
Social, Cultural, and Recreational	30,102	21,874	-	-	21,995	21,995
Total	\$ 59,829,111	\$ 60,177,799	\$ 66,703,616	\$ 70,152,557	\$ 72,033,780	\$ 1,881,223
Ending Balance(s)						
Nondisposable	\$ -	\$ -	\$ -	\$ -	\$ -	\$ -
Restricted	1,014,441	1,015,029	1,045,385	898,088	886,687	(11,401)
Committed	9,491,615	9,528,743	9,564,559	9,034,943	9,486,530	451,587
Assigned	42,767	38,022	49,621	51,393	20,989	(30,404)
Unassigned	21,332,057	22,526,111	21,428,492	18,204,432	15,784,822	(2,419,609)
Total	\$ 31,880,880	\$ 33,107,905	\$ 32,088,056	\$ 28,188,856	\$ 26,179,028	\$ (2,009,827)

**Sumner County, Tennessee
General Fund
Statement of Revenues**

	Revenues	Revenues	Estimated	Original Budget		Difference
	2017-2018	2018-2019	Revenues 2019-2020	2019-2020	2020-2021	
Local Taxes						
Current Property Tax	\$ 23,814,418	\$ 24,282,444	\$ 28,062,430	\$ 26,852,309	\$ 28,192,141	\$ 1,339,832
Trustee Collections-Prior Years	312,537	250,843	223,254	233,364	304,745	71,381
Trustee Collections-Bankruptcies	15,440	1,607	4,806	1,266	4,099	2,834
Clerk and Master Collections-Prior Years	403,221	217,341	186,246	217,982	186,973	(31,009)
Interest and Penalty	58,964	61,825	53,966	61,727	62,542	815
Payment in Lieu Taxes-TVA	721	1,084	1,036	1,084	1,036	(48)
Payment in Lieu Taxes-Local Utility	158,825	144,117	141,901	161,292	141,901	(19,391)
Payment in Lieu Taxes	3,427	54,326	40,528	36,991	30,955	(6,036)
Hotel/Motel Tax	924,681	937,692	721,965	1,037,827	586,058	(451,770)
Local Amusement Tax	1,624	1,687	1,723	1,800	1,631	(169)
Litigation Tax-Special Purpose	320,038	306,660	287,719	311,739	296,602	(15,138)
Litigation Tax-Special Purpose/Judge	171,721	164,411	148,165	166,899	159,018	(7,881)
Litigation Tax-Special Purpose/Security	319,420	306,210	286,950	309,854	296,166	(13,688)
Business Tax	2,207,600	2,410,875	2,315,416	2,387,741	2,194,137	(193,604)
Bank Excise Tax	822,961	669,531	999,828	400,000	336,110	(63,890)
Beer Tax	455,984	442,792	468,440	468,440	448,504	(19,936)
Beer Privilege Tax	2,627	2,636	2,500	2,500	2,500	-
Interstate Telecommunication Tax	54,885	-	-	-	-	-
Non-depository Privilege Tax	7,650	7,659	11,771	7,659	7,406	(252)
Licenses and Permits						
Marriage Licenses	6,298	6,094	5,338	6,576	5,546	(1,030)
Cable TV Franchises	512,371	549,196	547,384	547,384	552,858	5,474
Beer Permits	1,188	950	950	950	475	(475)
Building Permits	514,711	512,337	568,595	660,806	486,915	(173,891)
Other Permits-Rezoning and PUDS	5,825	2,420	2,870	4,000	2,947	(1,053)
Fines, Forfeitures and Penalties						
Circuit-Fines	19,866	13,749	27,949	8,992	14,153	5,160
Circuit-Officer Costs	56,647	47,918	51,952	55,897	39,925	(15,971)
Circuit-DUI Fees/Excess	4,211	2,660	4,770	2,166	2,072	(94)
Circuit-Data Entry Fees	72,979	71,651	59,723	73,801	65,038	(8,763)
Circuit-Courtroom Security Fees	1,907	1,601	1,824	1,832	1,419	(413)
Criminal-Drug Court Fees	19,004	20,746	18,885	20,138	20,138	-
General Sessions-Fines	79,017	65,871	54,731	60,952	61,932	979
General Sessions-Officers Costs	226,733	251,604	212,220	233,015	228,985	(4,030)
General Sessions-Drug Court Fees	42,917	36,523	30,624	35,278	22,470	(12,808)
General Sessions-DUI Fees/Excess	34,889	30,132	24,673	24,857	19,814	(5,042)
General Sessions-Courtroom Security Fees	9,906	8,291	6,330	8,303	7,878	(425)
Juvenile-Fines	12,115	8,510	5,932	9,474	7,241	(2,233)
Juvenile-Officer Costs	35,046	36,422	23,816	46,105	33,302	(12,802)
Chancery-Officer Costs	7,722	7,642	6,500	7,054	5,967	(1,087)
Chancery-Data Entry Fees	14,896	10,924	9,810	9,959	10,256	297
Chancery-Courtroom Security Fees	8	17	7	8	8	-
Other Courts-Fines for Littering	304	247	57	75	75	-
Other Fines-Sheriff	60,234	563	899	-	-	-
Charges for Current Services						
Self-Insurance Contribution-Legal	156,655	101,599	82,897	105,000	84,526	(20,474)
Patient Charge-Ambulance	6,542,804	6,946,464	7,098,086	7,829,890	8,229,890	400,000
Patient Charge-Ambulance (TennCare Reimbursemen	280,111	294,163	306,637	280,110	280,110	-
Zoning Studies-ZBA	11,100	11,100	11,175	10,896	6,796	(4,100)
Work Release-Sheriff	3,260	1,170	640	2,500	-	(2,500)
Subdivision-MS4 Stormwater	70,000	100,490	145,763	152,503	132,437	(20,066)
Planning Review-Plat Reviews	7,375	9,010	11,060	11,125	9,661	(1,464)
Engineer Fees	-	-	19,750	155,000	100,000	(55,000)
Copy Fees-Archives	2,512	2,499	2,027	2,247	2,417	170
Copy Fees-Archives/Masters Donation	-	338	123	-	-	-
Library Fees-Gallatin	18,002	15,388	14,749	18,500	13,466	(5,034)
Library Fees-Hendersonville	21,336	17,528	18,394	22,000	17,559	(4,441)
Library Fees-Portland	13,865	11,914	8,665	15,000	12,664	(2,336)
Library Fees-Westmoreland	2,872	3,753	3,132	3,000	3,000	-
Library Fees-Millersville	2,852	2,319	2,198	2,500	2,242	(258)
Greenbelt Late Application Fees	1,200	1,350	2,400	1,200	300	(900)
Data Processing Fees-Register of Deeds	70,502	69,692	80,708	69,205	62,873	(6,332)
Data Processing Fees-Probation/CASP	509,625	498,192	415,197	454,358	448,358	(6,000)
Data Processing Fees-Sheriff	17,206	17,146	14,266	17,206	15,180	(2,026)

**Sumner County, Tennessee
General Fund
Statement of Revenues**

	Revenues	Revenues	Estimated	Original Budget		Difference
	2017-2018	2018-2019	Revenues 2019-2020	2019-2020	2020-2021	
Sexual Offender Registration Fees-Sheriff	9,450	10,350	8,334	9,000	9,000	-
Data Processing Fees-County Clerk	75,218	81,459	84,355	77,599	78,771	1,172
Veh Reg Reinst	675	3,255	4,950	1,500	3,148	1,648
Other Charges for Services-Sheriff	-	47,539	51,777	55,000	45,970	(9,030)
Other Charges for Services	14,980	11,111	10,000	14,500	11,111	(3,389)
Other Local Revenues						
Interest Earned	7	10	8	8	8	-
Interest Earned-CAP Fund	65,088	101,386	188,000	143,283	95,871	(47,412)
Interest Earned-25% Excess	21,696	33,795	63,000	47,761	31,957	(15,804)
Property Rent	183,762	182,620	180,120	182,520	180,120	(2,400)
Sale of Supplies/Materials-Civ Court Drug Tests	75	-	-	-	-	-
Commissary Sales-Inmates	289,238	304,989	340,095	310,000	315,000	5,000
Sale of Recycled Materials	-	3,651	1,900	-	1,900	1,900
E-Rate Funding-Westmoreland Library	1,114	427	501	-	-	-
Animal Control Fees	44,026	53,548	47,147	45,267	44,347	(921)
Miscellaneous Refunds	38,817	29,793	36,500	35,000	35,000	-
Gain on Disposal of Property	535	-	-	500	-	(500)
Sale of Equipment	61,474	55,678	83,447	10,000	10,000	-
Sale of Property-Bridal House	63,995	-	-	-	-	-
Damages Received from Individuals	1,074	3,519	400	-	-	-
Contributions-Bridal House	100	-	-	-	-	-
Contributions-Sheriff	510	-	15,940	-	-	-
Contributions-Clark House	364	127	131	-	-	-
Contributions-Animal Control	338	11,150	490	-	-	-
Contributions-Gallatin Library	35,000	35,000	35,000	35,000	35,000	-
Contributions-Hendersonville Library	50,000	50,000	50,000	50,000	50,000	-
Contributions-Portland Library	27,500	27,500	27,500	27,500	27,500	-
Contributions-Westmoreland Library	2,000	2,000	2,000	2,000	2,000	-
Contributions-Millersville Library	2,500	3,400	13,750	2,500	2,500	-
Contributions-Walk Across Sumner	10,145	18,924	-	-	-	-
Contributions-Planning	-	-	58,500	-	-	-
Other Local Revenue-Miscellaneous	1,882	83	-	-	-	-
Other Local Revenue-Planning	95	-	-	-	-	-
Other Local Revenue-Sheriff's Department- Litter Fur	-	3,112	2,387	-	-	-
Other Local Revenue-Sheriff's Department	3,386	93	43	1,300	50	(1,250)
Other Local Revenue-EMS	827	447	500	1,500	1,500	-
Other Local Revenue-Portland Health Utilities	12,000	12,000	12,000	12,000	12,000	-
Other Local Revenue-Voting	2,202	1,511	800	1,000	1,000	-
Other Local Revenue-Consolidated Dispatch	1,417,869	2,308,696	2,171,278	2,564,555	2,665,281	100,726
Other Local Revenue-GIS Enterprises	2,500	-	-	-	-	-
Fees Received From Officials						
Fees-County Clerk	2,243,471	2,304,374	2,298,076	2,400,740	2,137,980	(262,759)
Fees-Circuit Court Clerk	2,562,542	2,217,180	2,082,614	2,464,865	2,091,156	(373,709)
Fees-Clerk and Master	497,893	389,469	366,336	415,000	332,502	(82,498)
Fees-Register of Deeds	1,209,886	1,207,784	1,508,544	1,200,000	1,125,477	(74,523)
Fees-Sheriff	84,536	84,126	78,431	82,000	84,126	2,126
Fees-Trustee	3,315,574	3,412,690	3,814,755	3,474,720	3,403,692	(71,028)
Fees-Trustee (Returned Checks)	-	420	520	450	520	70
State Revenues						
Juvenile Services Program/DCS Grant	9,000	9,000	9,000	9,000	9,000	-
Other General Government Grant/Three Star Grant	-	-	-	-	50,000	50,000
Law Enforcement Training Program	58,200	60,600	81,600	60,600	81,600	21,000
Other Public Safety Grant/Drug Court DMHSAS	73,871	83,429	155,000	95,000	155,000	59,999
Health Department Programs/DGA	1,263,159	1,193,514	1,601,672	1,601,673	1,586,089	(15,584)
Health Department Programs/Healthy Built Grant	-	-	-	-	20,000	20,000
Flood Control	109,847	92,891	98,352	100,000	100,000	-
Income Tax	408,263	160,247	106,831	300,000	53,416	(246,584)
Beer Tax	17,839	17,959	18,175	18,086	16,533	(1,553)
Vehicle Certificate of Title	21,304	19,138	20,232	21,500	18,507	(2,993)
Alcoholic Beverage Tax	246,486	262,207	269,340	274,201	262,372	(11,829)
State Revenue Sharing-TVA	2,143,870	2,267,903	2,217,959	1,739,358	1,887,239	147,881
State Revenue Sharing-Telecommunications	-	50,671	47,087	47,092	47,087	(5)
Emergency Hospital-Prisoners	630,981	290,560	-	-	-	-
Prisoner Board	2,692,936	2,980,142	2,600,000	2,700,000	2,700,000	-
Registrar's Salary Supplement	15,164	15,164	15,164	15,164	15,164	-

Sumner County, Tennessee
General Fund
Statement of Revenues

	Revenues	Revenues	Estimated	Original Budget		Difference
	2017-2018	2018-2019	Revenues 2019-2020	2019-2020	2020-2021	
Other State Grants/Assessor's Office Supplements	2,000	2,000	2,000	2,000	2,000	-
Other State Grants/Millersville Library STEM	913	2,751	-	-	-	-
Other State Grants/Meaningful Improvement	2,500	-	-	-	-	-
Other State Grants/Walk Across Sumner	4,985	-	-	-	-	-
Other State Revenue/EMS-Hurricane IRMA	10,165	-	-	-	-	-
Other State Revenues/Sheriff	-	1,400	-	-	-	-
Other State Revenue/Medical Examiner Fees	6,350	5,675	5,738	7,800	6,000	(1,800)
Other State Revenue/Unclaimed Property	-	59,058	-	-	-	-
Other State Revenue/State Tire Disposal Grant	157,851	150,082	190,000	190,000	190,000	-
Other State Revenue/Miscellaneous	437	-	-	-	-	-
Federal Government						
Disaster Relief /EMS	30,709	9,216	-	-	-	-
Homeland Security Grant/EMPG	46,350	46,350	-	-	-	-
Homeland Security Grant/EMA EMW 2015	54,531	-	-	-	-	-
Homeland Security Grant/EMA EMW 2016	60,298	35,450	-	-	-	-
Homeland Security Grant/EMA EMW 2017	-	-	91,778	-	-	-
Law Enforcement Grant-Drug Court THSO	53,167	55,296	57,895	19,399	17,525	(1,874)
Law Enforcement Grant-Sheriff THSO	19,573	24,363	-	-	-	-
Other Federal Through State/CARES Act	-	-	-	-	174,000	174,000
Other Federal Through State/Presidential Preference	-	-	-	-	165,000	165,000
Other Federal Through State/Gallatin Library	2,431	3,073	-	-	-	-
Other Federal Through State/Hendersonville Library	1,752	2,610	-	-	-	-
Other Federal Through State/Portland Library	3,115	2,054	-	-	-	-
Other Federal Through State/Westmoreland Library	652	756	-	-	-	-
Other Federal Through State/Millersville Library	2,152	1,600	-	-	-	-
Other Federal Through State/Civil War Grant	-	-	-	97,188	97,188	-
Police Service-Sheriff (Lake Area)	14,523	16,516	17,550	17,550	20,152	2,602
Other Direct Federal Revenue/PILT Payment	28,723	29,359	28,000	28,000	28,000	-
Other Direct Federal Revenue/SCAAP	-	3,930	35,411	-	-	-
Drug Task Force Treasury	-	-	30,000	30,000	25,000	(5,000)
Drug Task Force Justice	-	-	130,000	130,000	85,000	(45,000)
Other Direct Federal Revenue/Jail Soc Sec Payments	22,800	17,800	18,000	20,000	18,000	(2,000)
Other Government and Citizen Groups						
Contributions-City Reappraisals	232,001	235,568	248,344	235,928	529,111	293,183
Contributions-Brown Park Development	-	-	-	500,000	500,000	-
Other Contracted Services-Abatement	-	-	-	18,000	-	(18,000)
Other Contracted Services-Juvenile Program	4,680	3,800	-	-	-	-
Other Contracted Services-Board of Education	168,391	-	-	-	-	-
Donations-Millersville Library	-	1,000	-	-	-	-
Contributions-Drug Task Force	147,618	106,945	79,165	161,998	160,873	(1,125)
Contributions-District Attorney	4,122	2,440	6,995	6,995	6,995	-
Other Sources						
Insurance Recovery	8,602	15,168	-	-	-	-
Total Revenues	\$ 60,663,468	\$ 61,404,824	\$ 65,683,767	\$ 65,743,933	\$ 66,124,752	\$ 380,819

Sumner County, Tennessee
 General Fund
 Statement of Appropriations

	Expenditures 2017-2018	Expenditures 2018-2019	Estimated Expenditures 2019-2020	Original Budget		Difference
				2019-2020	2020-2021	
County Commission						
Other Salaries and Wages	\$ 24,600	\$ 25,800	\$ 24,000	\$ 38,000	\$ 30,000	\$ (8,000)
County Commissioners	142,500	144,000	144,000	144,000	144,000	-
Social Security	8,454	9,365	9,168	11,284	10,788	(496)
Retirement	1,492	1,621	1,275	5,305	4,188	(1,117)
Employer Medicare	2,238	2,288	2,249	2,639	2,523	(116)
Audit Services	59,439	77,845	63,000	65,059	81,036	15,977
Data Processing Services	7,455	9,500	9,500	9,500	9,500	-
Dues and Memberships	33,959	29,455	29,294	35,000	35,000	-
Legal Services	-	-	-	100	100	-
Legal Notices and Court Costs	2,074	873	2,500	2,500	2,500	-
Maint and Repair-Equipment	-	-	-	2,500	2,500	-
Postal Charges	-	8	100	150	150	-
Printing, Stationery and Forms	850	338	2,000	2,500	2,500	-
Commissioner Travel	-	356	500	10,000	10,000	-
Other Contracted Services	-	-	2,296	-	2,000	2,000
Electricity-109 Bridge	1,270	1,005	1,200	5,500	2,500	(3,000)
Food Supplies	536	523	500	500	500	-
Office Supplies	442	-	100	500	500	-
Other Supplies and Materials	-	-	700	-	700	700
Refunds-Escheated Funds	-	5,121	-	-	-	-
In Service/Staff Development	-	130	-	-	-	-
Other Charges-Indigency Fund	-	-	2,500	-	2,500	2,500
Data Processing Equipment	871	-	-	-	-	-
Other Equipment	-	913	100	-	100	100
Other Charges	4,297	1,325	4,000	11,000	7,500	(3,500)
	\$ 290,477	\$ 310,466	\$ 298,981	\$ 346,037	\$ 351,085	\$ 5,049
Board of Equalization						
Board of Equalization	\$ 1,300	\$ 7,500	\$ 6,800	\$ 3,000	\$ 3,000	\$ -
Legal Notices and Court Costs	126	84	-	550	100	(450)
Postal Charges	-	490	-	200	490	290
	\$ 1,426	\$ 8,074	\$ 6,800	\$ 3,750	\$ 3,590	\$ (160)
Other Boards and Committees/Civil Service						
Civil Service Commission	\$ 4,800	\$ 4,800	\$ 8,000	\$ 5,000	\$ 5,000	\$ -
Evaluation and Testing	3,194	2,775	8,000	10,000	10,000	-
Legal Notices and Court Costs	-	-	-	1,000	1,000	-
	\$ 7,994	\$ 7,575	\$ 16,000	\$ 16,000	\$ 16,000	\$ -
County Mayor						
County Mayor	\$ 112,710	\$ 114,965	\$ 120,679	\$ 120,679	\$ 126,405	\$ 5,726
County Mayor-Cert Public Admin	1,500	1,500	1,500	1,500	1,500	-
Administrative Assistants	150,102	154,642	159,731	164,131	162,837	(1,294)
Part-time Personnel	8,585	-	-	-	-	-
Longevity	2,250	2,475	2,700	2,700	2,550	(150)
Social Security	16,081	16,184	16,755	17,161	17,427	265
Retirement	32,072	31,888	30,101	31,550	32,021	471
Group Life Insurance	522	515	511	543	539	(4)
Health Insurance	47,500	43,051	38,179	45,329	45,329	-
Dental Insurance	1,362	1,309	1,256	1,640	1,640	-
Employer Medicare	3,761	3,785	3,918	4,014	4,076	62
Communication	2,129	1,825	2,000	2,650	2,650	-
Data Processing Services	1,255	1,326	1,500	1,500	1,500	-
Dues and Memberships	2,200	2,374	2,500	3,000	3,000	-
Maintenance Agreements	1,381	1,236	1,300	1,600	1,600	-
Postal Charges	356	284	375	375	375	-
Printing, Stationery and Forms	71	231	1,200	200	200	-
Travel	8,959	5,765	7,000	9,000	9,000	-
Maint and Repair-Records	-	-	63	-	-	-
Other Contracted Services-Three Star Grant	-	-	-	-	49,000	49,000
Data Processing Supplies	562	1,005	500	750	750	-

**Sumner County, Tennessee
General Fund
Statement of Appropriations**

	Expenditures 2017-2018	Expenditures 2018-2019	Estimated Expenditures 2019-2020	Original Budget		Difference
				2019-2020	2020-2021	
Food Preparation Supplies	-	49	100	-	-	-
Food Supplies	701	832	800	800	800	-
Office Supplies	786	611	1,000	1,250	1,250	-
Periodicals	115	71	100	200	200	-
Other Supplies and Materials	75	-	126	100	100	-
Other Supplies and Materials-Three Star Grant	-	-	-	-	1,000	1,000
In-service/Staff Development	1,637	1,510	2,300	1,500	1,500	-
Other Charges	100	-	1,000	3,700	3,700	-
Other Charges/Park Maintenance	2,482	2,500	2,500	2,500	2,500	-
Other Charges/Civil War Trail Signs	400	400	400	400	400	-
Communication Equipment	-	-	63	-	-	-
Data Processing Equipment	1,956	-	1,300	2,300	2,300	-
Food Service Equipment	-	510	-	-	-	-
	\$ 401,610	\$ 390,843	\$ 401,457	\$ 421,071	\$ 476,148	\$ 55,076
Personnel Office						
Consultants (salary survey)	\$ -	\$ -	\$ -	\$ -	\$ 50,000	\$ 50,000
	\$ -	\$ -	\$ -	\$ -	\$ 50,000	\$ 50,000
County Attorney						
County Attorney	\$ 169,084	\$ 172,545	\$ 179,089	\$ 179,089	\$ 182,313	\$ 3,224
Other Legal Personnel	169,551	179,551	186,540	190,150	190,150	(0)
Longevity	3,975	4,125	4,350	4,350	4,575	225
Social Security	18,221	18,870	19,614	20,143	20,467	324
Retirement	40,257	41,856	40,202	41,095	41,474	379
Group Life Insurance	502	514	527	573	573	-
Health Insurance	24,166	33,287	34,879	34,879	34,879	-
Dental Insurance	834	1,164	1,220	1,219	1,219	-
Employer Medicare	4,838	5,013	5,207	5,281	5,331	50
Disability Insurance	2,759	2,759	2,759	2,800	2,800	-
Communication	2,519	3,164	3,000	3,500	3,500	-
Data Processing Services	8,300	10,441	20,000	8,500	8,500	-
Dues and Memberships	1,141	1,350	2,100	1,800	1,800	-
Legal Notices and Court Costs	-	142	150	250	250	-
Maintenance Agreements	2,830	2,341	2,500	3,000	3,000	-
Maint and Repair-Office Equipment	-	-	-	300	300	-
Postal Charges	398	693	700	600	600	-
Printing, Stationery and Forms	42	25	800	500	500	-
Travel	1,357	1,314	1,400	2,000	2,000	-
Maint and Repair-Records	-	-	270	-	-	-
Other Contracted Services	44,367	74	5,000	25,000	25,000	-
Custodial Supplies	75	98	200	300	300	-
Data Processing Supplies	880	1,413	1,200	1,500	1,500	-
Food Preparation Supplies	71	34	100	100	100	-
Food Supplies	698	540	600	700	700	-
General Construction Materials	241	15	50	100	100	-
Office Supplies	1,991	2,187	2,200	2,200	2,200	-
Periodicals	6,934	7,188	8,000	8,000	8,000	-
Chemicals	-	22	-	-	-	-
Other Supplies and Materials	116	-	100	200	200	-
In-service/Staff Development	975	1,132	1,200	1,300	1,300	-
Other Charges	871	409	500	1,100	1,100	-
Communication Equipment	-	-	500	300	300	-
Data Processing Equipment	5,528	8,887	2,000	5,000	5,000	-
Furniture and Fixtures	709	54	1,099	200	200	-
Office Equipment	-	59	100	500	500	-
	\$ 514,230	\$ 501,266	\$ 528,156	\$ 546,529	\$ 550,731	\$ 4,202
Election Commission						
Registrar	\$ 87,286	\$ 89,583	\$ 94,035	\$ 94,035	\$ 98,498	\$ 4,463
Deputy(ies)	-	-	228,309	-	260,877	260,877
Secretary(s)	195,057	203,673	-	220,347	-	(220,347)
Overtime Pay	-	-	4,655	13,829	5,000	(8,829)
Other Salaries and Wages	25,272	49,191	72,331	137,278	37,493	(99,785)
Election Commission	3,600	5,100	8,800	11,618	15,238	3,620

**Sumner County, Tennessee
General Fund
Statement of Appropriations**

	Expenditures 2017-2018	Expenditures 2018-2019	Estimated Expenditures 2019-2020	Original Budget		Difference
				2019-2020	2020-2021	
Election Workers	86,807	187,608	130,002	135,090	187,301	52,211
Longevity	3,315	3,450	4,050	4,050	4,350	300
Social Security	19,555	26,882	36,821	36,965	36,297	(668)
Retirement	33,698	35,052	35,340	36,496	40,500	4,004
Group Life Insurance	583	587	636	655	751	96
Health Insurance	69,424	70,199	73,288	73,290	87,407	14,117
Dental Insurance	2,335	2,383	2,423	2,492	2,727	235
Employer Medicare	4,573	6,248	8,612	8,654	8,489	(165)
Communication	729	737	1,350	900	900	-
Data Processing Services	42,679	64,747	66,021	66,521	81,324	14,803
Dues and Memberships	391	600	-	650	650	-
Legal Notices and Court Costs	6,839	8,276	7,000	11,000	22,000	11,000
Maintenance Agreements	2,417	3,537	3,600	3,516	6,000	2,484
Maint and Repair-Bldgs/Voting Precincts	140	479	214	650	650	-
Maint and Repair-Equipment	2,145	181	1,558	800	800	-
Maint and Repair-Office Equipment	-	661	743	2,300	4,700	2,400
Postal Charges	19,376	26,754	13,710	23,604	32,406	8,802
Printing, Stationery and Forms	5,069	10,202	33,845	11,728	13,085	1,357
Rentals	-	-	-	125	125	-
Travel	984	2,063	2,500	3,235	7,770	4,535
Maint and Repair-Records	-	585	-	650	650	-
Other Contracted Services	455	552	275	630	630	-
Custodial Supplies	24	81	49,637	150	225	75
Data Processing Supplies	1,766	3,387	6,735	6,735	6,735	-
Drugs and Medical Supplies	-	-	5,950	-	-	-
Food Preparation Supplies	102	212	350	350	350	-
Food Supplies	843	1,029	900	750	750	-
Gasoline	-	18	-	-	-	-
Instructional Supplies and Materials	25	-	-	350	350	-
Office Supplies	2,404	3,958	5,235	4,235	4,235	-
Periodicals	465	855	1,052	550	550	-
Uniforms	1,427	791	1,650	1,200	1,200	-
Software	-	-	500	-	500	500
Other Supplies and Materials	2,517	4,066	35,510	5,000	6,500	1,500
In-service/Staff Development	80	1,450	900	1,450	2,200	750
Other Charges	62	18	-	100	100	-
Other Charges/Cares Covid	-	-	-	-	208,878	208,878
Communication Equipment	150	-	3,039	270	570	300
Data Processing Equipment	5,903	4,780	66,342	27,350	4,500	(22,850)
Furniture and Fixtures	104	246	2,656	250	250	-
Other Equipment	495	965	6,718	1,100	1,100	-
Office Equipment	2,422	110	21	300	300	-
	\$ 631,518	\$ 821,296	\$ 1,017,313	\$ 951,247	\$ 1,195,910	\$ 244,663

Register of Deeds

Register of Deeds	\$ 97,584	\$ 99,536	\$ 104,483	\$ 104,483	\$ 109,442	\$ 4,959
Register of Deeds-Cert Public Admin	1,500	1,500	1,500	1,500	1,500	-
Deputy Clerks	312,861	338,182	365,719	379,218	379,217	(1)
Part-time Personnel	-	-	-	2,594	2,594	-
Longevity	7,125	7,650	8,475	8,475	9,150	675
Social Security	23,926	25,556	26,969	28,918	29,332	414
Retirement	48,994	52,260	51,381	54,073	54,693	620
Group Life Insurance	859	896	952	961	961	-
Health Insurance	92,532	101,497	108,028	111,278	108,027	(3,251)
Dental Insurance	3,124	3,430	3,363	3,783	3,362	(421)
Employer Medicare	5,596	5,977	6,308	6,763	6,860	97
Communication	1,157	1,264	1,300	2,000	2,000	-
Data Processing Services	47,464	47,911	48,000	48,000	48,000	-
Dues and Memberships	929	973	1,098	1,200	1,200	-
Operating Lease Payments	-	-	-	5,000	3,775	(1,225)
Maintenance Agreements	2,266	2,762	3,500	4,000	4,000	-
Maint and Repair-Office Equipment	-	-	-	1,000	1,000	-
Postal Charges	4,190	3,274	4,000	5,300	5,300	-
Printing, Stationery and Forms	-	1,103	1,000	2,500	2,500	-
Travel	2,223	2,325	1,500	2,725	2,725	-

Sumner County, Tennessee
General Fund
Statement of Appropriations

	Expenditures 2017-2018	Expenditures 2018-2019	Estimated Expenditures 2019-2020	Original Budget		Difference
				2019-2020	2020-2021	
Maint and Repair-Records	9,652	9,521	15,000	40,000	15,000	(25,000)
Custodial Supplies	-	-	400	500	500	-
Data Processing Supplies	2,409	2,078	3,000	3,000	3,000	-
Food Preparation Supplies	138	153	400	500	500	-
Office Supplies	1,508	3,719	4,000	6,900	6,900	-
Periodicals	20	20	20	400	400	-
In-service/Staff Development	484	565	1,875	1,275	2,500	1,225
Other Charges	-	-	2,000	10,000	10,000	-
Communication Equipment	-	-	812	-	-	-
Data Processing Equipment	966	28,969	24,000	24,000	24,000	-
Furniture and Fixtures	-	3,387	2,000	4,000	4,000	-
Office Equipment	-	-	1,000	3,000	3,000	-
Other Capital Outlay	-	-	-	500	500	-
	\$ 667,507	\$ 744,508	\$ 792,083	\$ 867,846	\$ 845,938	\$ (21,908)
Development Services						
Planner	\$ 76,442	\$ 83,501	\$ 92,966	\$ 92,966	\$ 92,966	\$ 0
Assistant/Engineer	-	-	57,865	85,000	85,654	654
Inspector/Manager/MS4	94,014	127,171	136,304	183,204	183,863	659
Paraprofessional/Dept Technician	-	-	7,115	50,000	50,000	-
Planning Assistant/Secretary(s)	43,453	44,322	42,078	46,538	43,324	(3,214)
Part-time Personnel	18,655	14,879	17,839	25,841	25,841	-
Longevity	3,225	3,075	3,750	3,750	3,000	(750)
Social Security	13,423	15,577	18,880	28,452	28,468	16
State Retirement	24,495	30,323	36,631	50,760	50,469	(292)
Group Life Insurance	439	519	667	936	934	(2)
Health Insurance	54,901	59,993	60,046	105,335	94,467	(10,868)
Dental Insurance	1,997	2,214	2,245	3,832	3,487	(345)
Employer Medicare	3,139	3,643	4,943	6,654	6,658	4
Advertising	250	932	1,000	1,500	1,500	-
Advertising/MS4	131	1,284	1,500	1,500	1,500	-
Communication	1,355	1,912	2,500	3,000	3,000	-
Consultants	-	-	500	2,000	2,000	-
Data Processing Services	11,621	1,387	175	-	-	-
Data Processing Services/MS4	3,991	56	-	-	-	-
Dues and Memberships	14,930	15,044	16,000	19,000	19,000	-
Dues and Memberships/MS4	1,725	1,050	1,200	2,500	2,500	-
Evaluation and Testing	27	-	50	100	100	-
Laundry Service/MS4	750	1,394	-	-	-	-
Legal Notices and Court Costs	-	32	100	400	400	-
Licenses	-	-	140	-	-	-
Maintenance Agreements	5,138	5,453	8,500	6,000	7,000	1,000
Maint and Repair-Office Equipment	-	-	-	500	500	-
Maint and Repair-Vehicles	787	2,269	2,000	6,000	3,000	(3,000)
Postal Charges	1,994	2,172	2,000	2,000	2,000	-
Postal Charges/MS4	7	-	-	250	250	-
Printing, Stationery and Forms	940	1,079	1,000	2,000	2,500	500
Printing, Stationery and Forms/MS4	1,318	723	1,000	1,000	1,000	-
Travel	-	910	1,000	2,500	2,500	-
Travel/MS4	2,786	842	2,000	3,000	3,000	-
Permits/MS4	3,460	3,460	3,460	4,000	4,000	-
Other Contracted Services	2,225	1,000	2,000	1,000	5,000	4,000
Other Contracted Services/MS4	38,231	36,799	50,000	50,000	50,000	-
Data Processing Supplies	-	-	700	1,000	1,000	-
Duplicating Supplies	665	-	-	500	500	-
Food Supplies	1,461	1,751	1,200	2,000	1,500	(500)
Food Supplies/MS4	12	-	100	400	400	-
Gasoline	4,652	6,277	5,000	9,000	6,375	(2,625)
General Construction Materials	-	-	46	-	100	100
Instructional Supplies and Materials/MS4	-	-	100	500	500	-
Office Supplies	2,988	3,033	3,000	3,000	3,000	-
Periodicals	54	20	50	250	150	(100)
Small Tools	-	-	100	300	300	-
Small Tools/MS4	-	-	-	300	300	-
Uniforms	-	-	1,750	-	-	-

Sumner County, Tennessee
General Fund
Statement of Appropriations

	Expenditures 2017-2018	Expenditures 2018-2019	Estimated Expenditures 2019-2020	Original Budget		Difference
				2019-2020	2020-2021	
Uniforms/MS4	-	1,538	-	-	-	-
Vehicle Parts	590	178	300	1,000	500	(500)
Testing/MS4	-	-	-	500	500	-
Software	-	-	5,000	7,500	3,000	(4,500)
Other Supplies and Materials	176	206	200	400	400	-
Other Supplies and Materials/MS4	739	381	300	400	400	-
In-service/Staff Development	240	195	1,325	1,500	3,000	1,500
In-service/Staff Development/MS4	1,033	925	1,200	2,500	2,500	-
Other Charges	-	-	500	250	250	-
Other Charges/MS4	-	52	100	250	250	-
Communication Equipment	-	-	320	-	-	-
Data Processing Equipment	-	1,284	4,000	7,500	3,000	(4,500)
Data Processing Equipment/MS4	-	1,118	1,000	2,500	1,000	(1,500)
Furniture and Fixtures	468	636	2,500	4,000	2,000	(2,000)
Office Equipment	394	190	-	2,500	2,000	(500)
Other Equipment	1,710	611	1,000	4,000	2,500	(1,500)
	\$ 441,031	\$ 481,410	\$ 607,245	\$ 843,570	\$ 815,305	\$ (28,265)
Building and Codes						
Building Commissioner	\$ 74,007	\$ 75,487	\$ 79,317	\$ 79,261	\$ 79,261	\$ (0)
Building Inspectors	141,546	144,377	192,959	197,596	199,746	2,150
Secretary(s)	69,685	70,971	72,733	72,682	72,682	(0)
Longevity	4,125	3,300	3,075	3,750	4,500	750
Social Security	16,908	17,069	20,190	20,515	20,815	300
Retirement	34,001	33,650	37,928	38,862	39,181	319
Group Life Insurance	590	597	703	720	726	6
Health Insurance	58,393	65,013	74,809	83,738	76,538	(7,199)
Dental Insurance	1,871	2,118	2,404	2,727	2,463	(264)
Employer Medicare	3,954	3,992	4,722	4,798	4,868	70
Advertising	-	-	-	500	500	-
Communication	4,063	3,050	2,600	3,000	3,000	-
Consultants	-	-	500	1,000	1,000	-
Contracts w/Government Agencies	-	-	-	6,000	500	(5,500)
Data Processing Services	3,625	2,252	3,500	2,500	2,700	200
Dues and Memberships	375	640	1,000	3,000	1,500	(1,500)
Evaluation and Testing	707	536	300	1,000	1,000	-
Legal Notices and Court Costs	-	-	-	600	500	(100)
Licenses	230	630	600	600	600	-
Maintenance Agreements	1,202	2,626	2,500	3,500	3,500	-
Maint and Repair-Office Equipment	-	27	100	1,000	500	(500)
Maint and Repair-Vehicles	5,993	5,310	5,200	7,000	5,000	(2,000)
Postal Charges	1,225	596	3,200	800	3,500	2,700
Printing, Stationery and Forms	2,410	1,272	1,100	1,100	1,000	(100)
Towing Services	174	-	-	200	180	(20)
Travel	1,618	1,879	1,500	5,000	5,000	-
Maint and Repair-Records	-	152	3,000	500	3,500	3,000
Other Contracted Services	-	-	3,500	-	5,000	5,000
Other Contracted Services-Abatement	-	3,800	2,054	18,000	13,000	(5,000)
Custodial Supplies	-	-	100	-	200	200
Data Processing Supplies	355	466	800	800	1,000	200
Duplicating Supplies	-	-	-	200	200	-
Food Preparation Supplies	-	-	100	300	300	-
Food Supplies	787	927	1,350	750	1,000	250
Gasoline	7,446	7,840	8,000	7,000	5,950	(1,050)
Office Supplies	3,271	2,191	2,500	2,750	2,500	(250)
Periodicals	576	40	100	500	500	-
Small Tools	-	77	100	500	500	-
Uniforms	1,744	1,377	2,000	2,000	2,000	-
Vehicle Parts	816	191	700	1,200	1,200	-
Other Supplies and Materials	572	1,262	1,000	1,500	1,000	(500)
In-service/Staff Development	1,204	1,098	1,200	1,500	1,500	-
Other Charges	202	309	500	700	500	(200)

**Sumner County, Tennessee
General Fund
Statement of Appropriations**

	Expenditures 2017-2018	Expenditures 2018-2019	Estimated Expenditures 2019-2020	Original Budget		Difference
				2019-2020	2020-2021	
Communication Equipment	-	318	1,200	-	1,600	1,600
Data Processing Equipment	5,145	-	2,800	1,000	3,500	2,500
Furniture and Fixtures	210	938	500	700	700	-
Other Equipment	847	-	300	500	500	-
	\$ 449,877	\$ 456,378	\$ 542,744	\$ 581,849	\$ 576,911	\$ (4,938)
County Buildings						
Maintenance Personnel	\$ 233,323	\$ 262,388	\$ 264,976	\$ 259,031	\$ 263,563	\$ 4,532
Part-time Personnel	-	-	33,293	31,828	27,193	(4,635)
Longevity	5,175	5,625	6,375	6,375	6,675	300
Social Security	13,718	15,343	16,814	17,025	17,037	12
Retirement	25,866	29,272	28,838	29,195	29,726	532
Group Life Insurance	443	492	528	537	545	8
Health Insurance	65,515	75,605	80,131	84,156	84,156	-
Dental Insurance	2,556	2,727	2,892	2,966	2,966	-
Employer Medicare	3,208	3,588	3,932	3,982	3,985	3
Communication	36,506	38,194	40,000	42,000	42,000	-
Communication (112)	780	-	-	-	-	-
Data Processing Services	3,408	4,723	5,500	3,000	3,000	-
Engineering Services (112)	2,500	3,237	-	-	-	-
Evaluation and Testing (112)	36	-	-	-	-	-
Janitorial Services (112)	-	-	6,200	-	-	-
Maintenance Agreements (112)	2,849	2,731	5,000	69,562	126,113	56,551
Maint and Repair-Building	5,207	8,538	-	-	-	-
Maint and Repair-Building (112)	-	-	60,000	-	-	-
Maint and Repair-Equipment (112)	23,939	21,257	5,000	-	-	-
Maint and Repair-Vehicles	100	16	-	-	-	-
Printing, Stationery and Forms	-	300	-	-	-	-
Pest Control	23	290	-	-	-	-
Rentals (112)	126	235	200	500	500	-
Travel (112)	34	14	-	-	-	-
Disposal Fees	330	-	350	-	-	-
Disposal Fees (112)	-	-	500	-	-	-
Permits (112)	450	100	-	-	-	-
Other Contracted Services	750	-	10,000	50,000	10,000	(40,000)
Other Contracted Services (112)	-	-	1,500	-	-	-
Other Contracted Svc-Resource Authority	17,299	33,425	25,000	67,000	67,000	-
Other Contracted Svc-Capp's Gap Closure	510,639	(36,632)	25,000	500,000	42,857	(457,143)
Custodial Supplies	(828)	8,813	-	880	880	-
Custodial Supplies (112)	-	-	10,000	-	-	-
Data Processing Supplies	-	-	-	200	200	-
Electricity	649,467	677,985	680,000	721,000	705,000	(16,000)
Electricity - ECC	36,272	38,049	40,000	-	44,000	44,000
Equipment and Machinery Parts	8,861	4,846	-	-	-	-
Food Supplies (112)	12	26	41	-	-	-
Gasoline (112)	240	-	-	-	-	-
General Construction Materials (112)	10,107	57,178	137,030	200,000	290,000	90,000
Lubricants	-	38	-	-	-	-
Natural Gas	168,644	192,022	148,500	206,000	203,350	(2,650)
Natural Gas - ECC	1,736	3,082	1,500	-	1,650	1,650
Propane Gas	4,140	5,131	6,000	5,150	5,150	-
Small Tools (112)	723	1,726	-	-	-	-
Uniforms (112)	168	-	-	-	-	-
Vehicle Parts	-	2,784	-	-	-	-
Water and Sewer	269,927	259,989	260,000	321,000	285,900	(35,100)
Water and Sewer - ECC	688	1,034	1,000	-	1,100	1,100
Chemicals (112)	6	-	-	-	-	-
Other Supplies and Materials (112)	315	96	-	-	-	-
Other Charges/ADA Evaluation-Plan	-	52	50,000	50,000	-	(50,000)
Other Equipment (112)	4,898	-	-	-	-	-
Building Imp-Cast Spgs Comm Center	28,000	-	-	-	-	-
Building Improvements	-	-	34,283	-	-	-
Building Improvements (Jail)	-	28,160	-	-	-	-
Data Processing Equipment	-	766	-	-	-	-

**Sumner County, Tennessee
General Fund
Statement of Appropriations**

	Expenditures 2017-2018	Expenditures 2018-2019	Estimated Expenditures 2019-2020	Original Budget		Difference
				2019-2020	2020-2021	
Furniture and Fixtures	-	55	-	-	-	-
Motor Vehicles	-	-	62,970	-	-	-
Other Equipment (112)	-	8,161	-	-	-	-
Sub-total (w/o Animal Control Program)	\$ 2,138,156	\$ 1,761,461	\$ 2,053,353	\$ 2,671,386	\$ 2,264,545	\$ (406,840)
County Buildings (Animal Control Program)						
Communication	\$ 1,628	\$ 2,217	\$ 2,575	\$ 2,575	\$ 2,575	\$ -
Maint and Repair-Building	-	300	-	-	-	-
Electricity	20,839	23,116	23,500	21,527	23,527	2,000
Natural Gas	12,417	13,646	12,360	12,360	13,360	1,000
Water and Sewer	6,749	8,380	14,000	10,300	14,300	4,000
Sub-total (Animal Control Program)	\$ 41,633	\$ 47,659	\$ 52,435	\$ 46,762	\$ 53,762	\$ 7,000
Archives						
Supervisor/Director	\$ -	\$ -	\$ -	\$ -	\$ 34,272	\$ 34,272
Clerical Personnel	59,299	59,160	62,118	62,118	27,846	(34,272)
Longevity	1,275	1,125	1,275	1,275	1,425	150
Social Security	3,511	3,475	3,587	3,700	3,709	9
Retirement	6,833	7,084	6,789	6,973	6,990	16
Group Life Insurance	115	89	92	129	129	-
Health Insurance	12,082	13,181	13,840	13,840	13,840	-
Dental Insurance	417	455	478	478	478	-
Employer Medicare	821	813	839	865	867	2
Communication	1,616	2,205	865	1,650	1,650	-
Data Processing Services	1,874	557	1,200	1,200	1,200	-
Dues and Memberships	30	100	105	120	120	-
Maintenance Agreements	1,186	1,186	1,186	1,200	1,200	-
Maint and Repair-Office Equipment	-	80	100	400	400	-
Postal Charges	120	120	120	120	120	-
Printing, Stationery and Forms	72	50	50	50	50	-
Printing, Stationery and Forms/Masters	-	-	211	-	211	211
Travel	-	-	-	100	100	-
Data Processing Supplies	756	560	800	800	800	-
Office Supplies	971	890	1,200	1,200	1,200	-
Other Supplies and Materials	50	-	-	100	100	-
In-service/Staff Development	-	85	85	100	100	-
Furnitures and Fixtues	-	-	600	-	-	-
	\$ 91,028	\$ 91,215	\$ 95,540	\$ 96,417	\$ 96,806	\$ 389
Risk Management						
Building and Contents Insurance	\$ 48,469	\$ 56,158	\$ 62,681	\$ 61,313	\$ 62,681	\$ 1,368
Liability Insurance	827,608	902,933	1,010,751	1,046,925	1,070,685	23,760
Premium on Surety Bonds	410	34,654	410	10,000	5,000	(5,000)
Workers' Compensation Insurance	355,123	390,635	449,231	449,231	471,692	22,461
	\$ 1,231,610	\$ 1,384,380	\$ 1,523,073	\$ 1,567,468	\$ 1,610,058	\$ 42,589
Finance						
Finance Director Base Salary	\$ 122,356	\$ 124,803	\$ 131,043	\$ 131,043	\$ 131,043	\$ (0)
Accountants/Bookkeepers	356,685	378,428	433,679	432,195	433,679	1,484
Library Manager	11,975	13,100	15,000	15,762	15,762	-
Longevity	8,775	9,300	10,425	10,425	11,025	600
Other Salaries & Wages - Finance Director V	-	4,800	5,040	5,040	5,040	(0)
Social Security	28,139	29,941	32,150	34,812	34,886	74
Retirement	55,657	60,202	61,150	63,657	63,887	229
Group Life Insurance	928	967	1,068	1,106	1,091	(14)
Health Insurance	93,195	94,753	118,210	122,426	125,676	3,251
Dental Insurance	3,476	3,476	4,473	4,416	4,573	157
Employer Medicare	6,756	7,191	7,753	8,142	8,159	17
Advertising	1,568	2,472	2,350	4,000	4,000	-
Communication	3,173	3,175	3,000	4,250	4,250	-
Consultants	-	-	10,000	25,000	25,000	-
Data Processing Services	29,658	(11,174)	25,000	28,000	28,300	300
Dues and Memberships	435	440	445	500	500	-

**Sumner County, Tennessee
General Fund
Statement of Appropriations**

	Expenditures 2017-2018	Expenditures 2018-2019	Estimated Expenditures 2019-2020	Original Budget		Difference
				2019-2020	2020-2021	
Evaluation and Testing	-	-	29	-	50	50
Licenses	-	110	-	-	110	110
Maintenance Agreements	2,834	2,834	2,694	3,194	3,277	83
Postal Charges	4,661	4,817	5,780	6,000	5,280	(720)
Printing, Stationery and Forms	-	550	200	200	150	(50)
Travel	1,446	572	500	2,000	2,000	-
Maint and Repair-Records	-	476	428	500	500	-
Other Contracted Services	-	200	200	-	-	-
Custodial Supplies	92	21	250	100	100	-
Data Processing Supplies	2,987	3,038	4,250	3,500	4,000	500
Food Preparation Supplies	-	-	100	130	130	-
Food Supplies	733	1,003	1,000	750	750	-
Instructional Supplies and Materials	-	-	-	100	100	-
Library Books/Media	-	-	-	1,500	1,500	-
Office Supplies	4,689	5,218	5,503	7,400	6,777	(623)
Periodicals	1,435	872	1,000	2,000	2,000	-
Software	4,385	558	2,200	1,600	1,800	200
Other Supplies and Materials	-	11	50	-	50	50
In-service/Staff Development	5,280	2,264	2,273	5,000	5,000	-
Other Charges/Prof Priv Tax	519	3,610	500	500	500	-
Communication Equipment	-	-	29	-	-	-
Data Processing Equipment	8,396	5,823	11,150	7,250	6,850	(400)
Other Equipment	-	-	2,227	-	-	-
Furniture and Fixtures	1,789	1,163	6,140	500	1,000	500
	\$ 762,022	\$ 755,013	\$ 907,289	\$ 932,998	\$ 938,795	\$ 5,797
Assessor of Property						
Assessor of Property	\$ 97,584	\$ 99,536	\$ 104,483	\$ 104,483	\$ 109,442	\$ 4,959
Assessor of Property-Cert Public Admin	1,500	1,500	1,500	1,500	1,500	-
Master Assessor Supplement	1,000	1,000	1,000	1,000	1,000	-
Field Supervisor	-	-	-	-	129,832	\$ 129,832
Data Processing Personnel	151,633	154,598	157,460	162,965	223,209	60,244
Personal Property Personnel	109,029	112,012	116,097	117,790	117,791	1
Mapping Tech & Field Rep	102,020	104,060	109,340	109,263	303,015	193,752
Longevity	15,675	16,125	14,850	14,850	24,450	9,600
Social Security	27,034	27,764	28,585	29,755	53,379	23,625
Retirement	55,923	56,821	54,587	55,796	92,715	36,919
Group Life Insurance	963	960	984	1,004	1,669	665
Health Insurance	121,088	117,115	116,007	118,198	181,315	63,117
Dental Insurance	4,221	4,254	4,442	4,442	7,351	2,909
Employer Medicare	6,322	6,493	6,685	6,959	12,484	5,525
Audit Services	-	-	-	-	58,500	58,500
Communication	-	-	-	-	6,000	6,000
Data Processing Services	26,132	26,266	27,000	27,000	150,000	123,000
Dues and Memberships	3,445	3,445	3,405	3,800	3,800	-
Evaluation and Testing	-	-	-	-	63	63
Legal Services	-	-	2,768	2,468	-	(2,468)
Maintenance Agreements	2,568	1,147	3,000	3,000	3,000	-
Maint and Repair-Vehicles	-	-	-	-	4,000	4,000
Postal Charges	1,681	2,975	3,250	3,300	8,700	5,400
Printing, Stationery and Forms	432	854	1,000	1,000	3,000	2,000
Travel	4,283	1,705	4,000	5,000	7,000	2,000
Data Processing Supplies	-	-	-	-	2,000	2,000
Food Supplies	-	-	-	-	750	750
Gasoline	-	-	-	-	5,100	5,100
Office Supplies	1,186	518	1,000	1,500	3,500	2,000
Periodicals	-	-	-	-	675	675
Software	-	40	100	-	500	500
Surety Bonds	175	175	225	-	-	-
In-service/Staff Development	3,450	2,330	4,000	4,800	4,000	(800)
Other Charges	186	-	12	-	-	-
Communication Equipment	-	271	187	-	-	-
Data Processing Equipment	729	696	1,000	1,000	3,000	2,000
	\$ 738,259	\$ 742,660	\$ 766,967	\$ 780,873	\$ 1,522,740	\$ 741,867

Sumner County, Tennessee
 General Fund
 Statement of Appropriations

	Expenditures 2017-2018	Expenditures 2018-2019	Estimated Expenditures 2019-2020	Original Budget		Difference
				2019-2020	2020-2021	
Reappraisal						
Field Supervisor	\$ 121,291	\$ 123,697	\$ 129,983	\$ 129,831	\$ -	\$ (129,831)
Data Processing Personnel	32,515	32,195	23,830	60,244	-	(60,244)
Field Representatives	172,003	184,583	193,872	193,752	-	(193,752)
Longevity	7,425	8,175	8,625	8,625	-	(8,625)
Social Security	19,141	20,028	20,222	23,206	-	(23,206)
Retirement	35,091	37,080	35,909	36,266	-	(36,266)
Group Life Insurance	605	632	630	665	-	(665)
Health Insurance	61,582	63,207	66,369	66,368	-	(66,368)
Dental Insurance	2,611	2,770	2,910	2,909	-	(2,909)
Employer Medicare	4,477	4,684	4,729	5,427	-	(5,427)
Audit Services	38,800	57,370	30,900	46,600	-	(46,600)
Communication	4,318	3,874	4,000	6,000	-	(6,000)
Data Processing Services	67,508	65,030	96,300	86,000	-	(86,000)
Evaluation and Testing	117	63	63	63	-	(63)
Maintenance Agreements	-	-	2,400	-	-	-
Maint and Repair-Vehicles	2,235	2,034	4,000	4,000	-	(4,000)
Postal Charges	4,996	25,539	5,000	5,000	-	(5,000)
Printing, Stationery and Forms	2,155	6,005	3,500	3,000	-	(3,000)
Travel	2,969	1,823	2,500	3,000	-	(3,000)
Data Processing Supplies	1,689	414	2,700	2,000	-	(2,000)
Food Supplies	841	696	750	750	-	(750)
Gasoline	7,540	7,356	6,000	7,000	-	(7,000)
Office Supplies	1,938	2,221	2,000	2,000	-	(2,000)
Periodicals	654	669	669	675	-	(675)
Small Tools	-	90	-	-	-	-
Software	874	162	1,800	500	-	(500)
Communication Equipment	-	-	296	-	-	-
Data Processing Equipment	1,789	1,757	3,000	2,000	-	(2,000)
Office Equipment	23	-	-	-	-	-
Furniture and Fixtures	303	-	-	-	-	-
	\$ 595,490	\$ 652,154	\$ 652,957	\$ 695,882	\$ -	\$ (695,882)
County Trustee						
Trustee	\$ 97,584	\$ 99,536	\$ 104,464	\$ 104,483	\$ 109,442	\$ 4,959
Trustee-Cert Public Admin	1,500	1,500	-	1,500	1,500	-
Deputy Clerks	227,960	205,149	191,791	259,677	259,677	0
Longevity	3,975	4,125	3,750	3,750	3,450	(300)
Social Security	18,881	18,033	17,315	21,513	21,678	165
Retirement	37,386	33,742	29,159	37,440	37,953	513
Group Life Insurance	657	583	557	687	687	-
Health Insurance	80,532	60,013	62,699	84,017	90,937	6,920
Dental Insurance	2,669	2,031	2,143	2,645	3,147	502
Employer Medicare	4,416	4,217	4,049	5,031	5,070	39
Communication	1,098	1,085	1,100	1,550	1,550	-
Contracts w/Govt Agy-State Tax Data Processing	36,393	37,279	-	43,000	-	(43,000)
Data Processing Services	32,175	18,487	30,000	35,620	35,620	-
Dues and Memberships	1,149	993	1,018	2,150	2,150	-
Legal Notices and Court Costs	98	110	100	200	200	-
Maintenance Agreements	1,362	2,100	2,000	2,580	2,580	-
Maint and Repair-Office Equipment	190	-	200	1,300	1,300	-
Postal Charges	3,142	8,310	36,500	8,500	37,700	29,200
Printing, Stationery and Forms	402	3,107	18,000	3,000	18,300	15,300
Travel	3,494	3,026	2,000	6,000	7,500	1,500
Maint and Repair-Records	252	1,022	-	-	-	-
Custodial Supplies	10	-	100	100	100	-
Data Processing Supplies	1,659	894	2,000	3,000	3,000	-
Food Preparation Supplies	24	83	200	525	525	-
Food Supplies	836	734	1,000	1,000	1,000	-
General Construction Materials	-	106	-	-	-	-
Office Supplies	1,154	1,176	2,000	4,020	4,020	-
In-service/Staff Development	855	765	1,250	1,250	1,250	-
Data Processing Equipment	2,007	2,111	5,000	8,875	8,875	-
Furniture and Fixtures	-	81	500	1,000	1,000	-

**Sumner County, Tennessee
General Fund
Statement of Appropriations**

	Expenditures		Estimated	Original Budget		Difference
	2017-2018	2018-2019	2019-2020	2019-2020	2020-2021	
Office Equipment	20	334	500	1,500	1,500	-
	\$ 561,880	\$ 510,732	\$ 519,395	\$ 645,914	\$ 661,711	\$ 15,798
<u>County Clerk</u>						
County Clerk	\$ 97,584	\$ 99,536	\$ 104,483	\$ 104,483	\$ 109,442	\$ 4,959
County Clerk-Cert Public Admin	1,500	1,500	1,500	1,500	1,500	-
Deputy Clerks	922,255	933,200	1,000,215	1,023,614	1,023,615	0
Longevity	24,525	26,100	28,650	28,650	30,525	1,875
Social Security	55,647	57,211	62,636	67,185	67,619	434
Retirement	110,825	113,023	115,957	116,410	117,331	922
Group Life Insurance	1,849	1,857	2,022	2,122	2,124	2
Health Insurance	251,710	249,728	272,408	276,479	276,200	(279)
Dental Insurance	9,570	9,265	9,942	10,235	10,053	(182)
Employer Medicare	13,902	14,133	15,010	15,713	15,814	102
Communication	4,427	4,767	6,000	4,900	4,900	-
Data Processing Services	47,008	44,677	46,985	46,985	49,100	2,115
Dues and Memberships	954	998	1,023	1,025	1,025	-
Legal Notices and Court Costs	-	-	-	100	100	-
Maintenance Agreements	5,668	6,051	5,800	5,800	5,800	-
Maint and Repair-Equipment	-	-	100	-	250	250
Maint and Repair-Office Equipment	35	35	-	700	-	(700)
Postal Charges	43,539	44,842	45,000	45,000	45,000	-
Printing, Stationery and Forms	5,833	4,628	5,500	6,200	6,200	-
Travel	5,814	7,338	5,350	7,150	7,150	-
Maint and Repair-Records	700	550	600	900	900	-
Custodial Supplies	289	-	90	290	290	-
Data Processing Supplies	12,217	14,724	16,200	16,200	18,600	2,400
Food Preparation Supplies	18	46	50	50	50	-
Food Supplies	-	107	150	200	100	(100)
Office Supplies	6,558	8,312	9,860	7,635	8,425	790
Periodicals	533	552	650	650	650	-
Software	-	-	500	1,400	600	(800)
In-service/Staff Development	405	825	800	800	800	-
Other Charges	-	-	-	75	75	-
Communication Equipment	133	-	-	150	150	-
Data Processing Equipment	29,017	29,657	31,250	31,250	27,535	(3,715)
Furniture and Fixtures	450	2,404	500	750	510	(240)
Office Equipment	130	466	450	550	550	-
	\$ 1,653,095	\$ 1,676,532	\$ 1,789,681	\$ 1,825,150	\$ 1,832,982	\$ 7,833
<u>Data Processing</u>						
IT Director	\$ 68,558	\$ 112,201	\$ 117,894	\$ 117,811	\$ 117,811	\$ (0)
Data Processing Personnel	52,325	163,213	321,490	407,000	407,000	(0)
Longevity	375	1,125	2,175	2,175	2,700	525
Social Security	7,059	15,897	25,709	30,582	31,084	503
Retirement	14,248	32,345	48,157	57,968	58,026	58
Group Life Insurance	229	529	863	1,038	1,038	-
Health Insurance	21,718	58,917	80,780	125,956	97,159	(28,797)
Dental Insurance	718	1,892	2,799	4,177	3,462	(715)
Employer Medicare	1,651	3,718	6,013	7,152	7,270	118
Communication	2,675	6,531	12,760	20,000	30,000	10,000
Contracts w/Private Agency	27,188	3,175	1,000	-	1,000	1,000
Data Processing Services/Path for Security	-	-	230	600	-	(600)
Data Processing Services	477,901	229,686	300,000	380,438	339,333	(41,105)
Dues and Memberships	99	145	119	-	-	-
Evaluation and Testing	-	129	-	-	-	-
Maint and Repair-Building	-	-	5,000	-	-	-
Maint and Repair-Equipment	137	280	1,250	-	-	-
Postal Charges	20	12	20	-	20	20
Printing, Stationery and Forms	-	74	450	-	400	400
Travel	-	1,285	1,500	6,000	5,000	(1,000)
Other Contracted Services	249	-	80	4,000	4,000	-
Custodial Supplies	-	-	60	-	40	40

**Sumner County, Tennessee
General Fund
Statement of Appropriations**

	Expenditures 2017-2018	Expenditures 2018-2019	Estimated Expenditures 2019-2020	Original Budget		Difference
				2019-2020	2020-2021	
Data Processing Supplies	1,124	4,198	4,860	-	2,860	2,860
Food Preparation Supplies	-	69	300	-	500	500
Food Supplies	72	826	1,500	-	1,000	1,000
General Construction Materials	-	-	114	-	-	-
Instructional Supplies and Materials	-	31	79	-	80	80
Office Supplies	1,486	1,380	2,000	4,000	4,000	-
Other Supplies and Materials	116	-	550	500	500	-
In-service/Staff Development	-	501	5,000	16,000	16,000	-
Communication Equipment	64	-	400	-	400	400
Food Service Equipment	-	-	108	-	-	-
Furniture and Fixtures	963	962	8,690	8,000	10,000	2,000
Office Equipment	356	-	-	-	-	-
Data Processing Equipment	4,262	16,241	64,700	15,000	30,000	15,000
Other Equipment	-	-	3,800	-	2,600	2,600
	\$ 683,593	\$ 655,362	\$ 1,020,449	\$ 1,208,397	\$ 1,173,283	\$ (35,114)
Circuit Court						
Circuit Court Clerk	\$ 97,584	\$ 99,536	\$ 104,483	\$ 104,483	\$ 109,442	\$ 4,959
Circuit Court Clerk-Cert Public Admin	1,500	1,500	1,500	1,500	1,500	-
Clerical Personnel	980,927	1,039,593	1,129,806	1,157,935	1,157,934	(0)
Longevity	18,150	20,775	22,800	22,800	25,500	2,700
Jury and Witness Fees	37,543	30,470	30,000	45,500	45,500	-
Social Security	64,365	67,925	72,582	76,030	76,197	166
Retirement	123,559	129,340	131,002	129,504	134,376	4,872
Group Life Insurance	2,188	2,233	2,407	2,377	2,458	82
Health Insurance	182,571	205,129	237,560	226,783	244,571	17,788
Dental Insurance	6,383	6,307	7,533	6,938	7,918	980
Employer Medicare	15,054	15,886	16,975	17,781	17,820	39
Communication	3,187	2,276	2,200	3,000	3,000	-
Data Processing Services	39,383	48,617	53,000	53,000	53,000	-
Dues and Memberships	999	1,093	1,200	1,200	1,200	-
Legal Notices and Court Costs	175	105	200	500	500	-
Maintenance Agreements	15,477	12,619	15,000	19,800	19,800	-
Maint and Repair-Office Equipment	98	-	-	1,000	1,000	-
Postal Charges	9,319	18,082	20,000	20,000	20,000	-
Printing, Stationery and Forms	5,806	6,693	7,000	15,000	15,000	-
Travel	2,575	2,655	2,500	3,300	3,300	-
Maint and Repair-Records	1,138	1,210	1,200	3,000	3,000	-
Other Contracted Services	76	153	125	-	-	-
Custodial Supplies	174	169	250	500	500	-
Data Processing Supplies	3,784	3,505	5,000	5,000	5,000	-
Food Supplies	1,136	1,448	1,200	1,000	1,000	-
General Construction Materials	-	-	210	-	-	-
Office Supplies	16,336	16,687	16,000	16,000	16,000	-
Periodicals	862	1,047	1,100	1,100	1,100	-
In-service/Staff Development	175	315	500	2,000	2,000	-
Other Charges	-	310	-	-	-	-
Data Processing Equipment	17,956	3,697	30,000	30,000	30,000	-
Food Service Equipment	-	2,631	-	-	-	-
Furniture and Fixtures	1,888	4,269	2,000	3,000	3,000	-
	\$ 1,650,368	\$ 1,746,275	\$ 1,915,334	\$ 1,970,030	\$ 2,001,616	\$ 31,587
General Sessions Judge III						
Judge	\$ 163,437	\$ 166,869	\$ 170,874	\$ 170,874	\$ 173,950	\$ 3,076
Secretary(s)	44,755	45,650	72,734	79,132	85,660	6,528
Longevity	375	450	1,875	525	2,100	1,575
Social Security	10,628	10,701	12,596	13,148	13,904	757
Retirement	24,507	25,024	26,860	27,558	28,788	1,230
Group Life Insurance	301	298	352	367	379	12
Health Insurance	22,359	20,037	32,386	35,158	38,409	3,251
Dental Insurance	818	706	1,173	1,244	1,401	157
Employer Medicare	2,930	3,018	3,455	3,496	3,645	149
Communication	-	-	-	1,250	1,250	-
Data Processing Services	-	700	395	-	-	-
Dues and Memberships	250	250	250	250	250	-

**Sumner County, Tennessee
General Fund
Statement of Appropriations**

	Expenditures 2017-2018	Expenditures 2018-2019	Estimated Expenditures 2019-2020	Original Budget		Difference
				2019-2020	2020-2021	
Legal Notices and Court Costs	17	-	-	17	17	-
Licenses	-	-	-	50	-	(50)
Maintenance Agreements	1,905	2,079	2,252	3,300	2,379	(921)
Postal Charges	59	28	50	50	50	-
Printing, Stationery and Forms	863	1,045	2,000	2,200	2,200	-
Travel	618	763	850	850	850	-
Other Contracted Services/DIC Instructor	-	-	-	1,200	-	(1,200)
Other Contracted Services/Interpreter	488	390	500	2,500	1,500	(1,000)
Custodial Supplies	-	-	252	-	250	250
Data Processing Supplies	20	-	200	625	625	-
Food Preparation Supplies	-	30	25	-	-	-
Food Supplies	-	63	50	-	-	-
Office Supplies	627	1,158	1,103	1,700	1,450	(250)
Periodicals	530	503	750	900	900	-
Software	-	-	-	300	300	-
Other Supplies and Materials	-	-	25	-	-	-
Prem on Corporate Surety Bond	100	100	100	100	100	-
In-service/Staff Development	380	275	400	450	450	-
Other Charges	-	92	100	250	250	-
Data Processing Equipment	-	-	225	-	-	-
Furniture and Fixtures	-	-	90	-	-	-
Other Capital Outlay	-	-	200	500	500	-
	\$ 275,967	\$ 280,229	\$ 332,122	\$ 347,993	\$ 361,557	\$ 13,564

General Sessions Judge I

Judge	\$ 163,437	\$ 166,869	\$ 170,874	\$ 170,874	\$ 173,950	\$ 3,076
Secretary(s)	50,000	51,000	58,588	58,550	58,550	(0)
Longevity	2,100	2,100	2,100	2,100	2,100	-
Social Security	11,128	11,250	12,079	12,333	12,643	310
Retirement	25,326	25,846	25,335	25,468	25,806	338
Group Life Insurance	313	310	321	324	324	-
Health Insurance	14,412	20,037	21,039	21,039	21,039	-
Dental Insurance	277	479	503	502	502	-
Employer Medicare	3,076	3,136	3,316	3,277	3,322	45
Communication	1,095	1,382	1,600	1,600	1,600	-
Data Processing Services	118	350	350	-	350	350
Dues and Memberships	250	250	250	500	500	-
Legal Notices and Court Costs	17	-	-	17	17	-
Licenses/DIC Instructor	50	50	50	50	50	-
Maintenance Agreements	2,429	2,079	2,079	3,400	3,400	-
Postal Charges	-	110	100	200	100	(100)
Printing, Stationery and Forms	2,254	2,003	2,600	2,600	2,600	-
Travel	254	763	800	1,000	1,000	-
Other Contracted Services/DIC Instructor	720	760	1,000	1,200	1,000	(200)
Other Contracted Services/Interpreter	260	1,439	1,000	2,500	2,500	-
Custodial Supplies	-	-	6	-	-	-
Data Processing Supplies	400	533	533	700	700	-
Food Supplies	-	-	300	-	500	500
Office Supplies	519	1,111	845	1,500	1,500	-
Periodicals	1,199	1,264	1,300	1,500	1,500	-
Software	-	-	-	350	-	(350)
In-service/Staff Development	325	275	500	500	500	-
Other Charges	100	100	100	100	100	-
Data Processing Equipment	-	-	1,015	-	-	-
Furniture and Fixtures	800	218	-	-	-	-
Other Capital Outlay	-	-	100	200	200	-
	\$ 280,859	\$ 293,714	\$ 308,682	\$ 312,384	\$ 316,353	\$ 3,969

Drug Court

Administrator	\$ 54,991	\$ 56,091	\$ 43,201	\$ 58,896	\$ 58,896	\$ 0
Assistant	850	-	-	35,497	35,361	(136)
Part-time Personnel	24,847	14,557	14,571	14,571	14,571	-
Longevity	1,275	1,350	1,500	1,500	1,650	150

Sumner County, Tennessee
 General Fund
 Statement of Appropriations

	Expenditures 2017-2018	Expenditures 2018-2019	Estimated Expenditures 2019-2020	Original Budget		Difference
				2019-2020	2020-2021	
Social Security	4,274	4,328	2,063	6,734	6,726	(7)
Retirement	6,674	6,749	3,527	10,548	10,550	2
Group Life Insurance	116	116	90	194	194	-
Health Insurance	6,590	6,590	5,190	6,920	6,920	-
Dental Insurance	232	228	179	239	418	179
Employer Medicare	1,156	1,012	482	1,575	1,573	(2)
Communication	288	-	-	-	-	-
Data Processing Services	584	496	-	-	-	-
Dues and Memberships	200	200	200	200	200	-
Evaluation and Testing	289	1,370	-	-	-	-
Maintenance Agreements	1,008	168	-	-	-	-
Printing, Stationery and Forms	105	-	-	-	-	-
Travel	2,381	-	-	-	-	-
Drug Treatment	500	-	-	-	-	-
Other Contracted Services	-	300	-	-	-	-
Custodial Supplies	242	69	-	-	-	-
Data Processing Supplies	75	-	-	-	-	-
Instructional Supplies and Materials	1,677	977	-	-	-	-
Office Supplies	323	39	-	-	-	-
Water and Sewer	24	(24)	-	-	-	-
Testing	3,700	-	-	-	-	-
Data Processing Equipment	1,904	361	-	-	-	-
Furniture and Fixtures	828	-	-	-	-	-
Sub-total (w/o Grants)	\$ 115,133	\$ 94,977	\$ 71,003	\$ 136,873	\$ 137,059	\$ 186
Drug Court (DMHSAS Grant)						
Part-time Personnel	\$ 10,357	16,535	24,132	\$ 24,132	\$ 19,968	\$ (4,164)
Longevity	-	-	-	-	300	300
Administrator	-	-	15,736	-	-	-
Assistant	-	-	26,523	-	35,632	35,632
Social Security	642	1,025	3,862	1,496	3,175	1,678
Retirement	-	-	4,903	-	3,953	3,953
Life Insurance	-	-	85	-	73	73
Medical Insurance	-	-	14,757	-	17,370	17,370
Dental Insurance	-	-	555	-	660	660
Employer Medicare	150	240	903	350	742	393
Communication	1,586	418	785	300	300	-
Data Processing Services	899	150	415	-	-	-
Evaluation and Testing	-	-	6,000	5,900	5,000	(900)
Maintenance Agreements	733	921	1,010	1,010	1,010	-
Postal Charges	192	198	200	200	200	-
Printing, Stationery and Forms	233	765	300	300	600	300
Rentals	8,400	2,100	-	-	-	-
Travel	-	1,522	2,000	2,000	3,500	1,500
Drug Treatment	1,440	4,000	17,369	2,400	17,369	14,969
Other Contracted Services	5,375	4,000	8,800	4,800	15,000	10,200
Custodial Supplies	-	28	300	300	500	200
Data Processing Supplies	-	541	1,000	1,000	505	(495)
Drugs and Medical Supplies	141	396	623	200	1,000	800
Electricity	1,385	220	-	-	-	-
Instructional Supplies and Materials	2,450	3,682	3,800	2,800	3,000	200
Natural Gas	196	-	-	-	-	-
Office Supplies	1,558	1,878	1,577	2,000	2,000	-
Water and Sewer	302	-	-	-	-	-
Testing	34,951	40,000	9,553	40,000	20,000	(20,000)
Software	-	576	2,712	712	500	(212)
In-service/Staff Development	500	750	1,200	1,200	2,000	800
Data Processing Equipment	-	1,391	3,200	2,200	343	(1,857)
Furniture and Fixtures	2,380	2,093	2,700	1,700	300	(1,400)
Sub-total (DMHSAS Grant)	\$ 73,870	\$ 83,429	\$ 155,000	\$ 95,000	\$ 155,000	\$ 59,999
Drug Court (THSO Grant)						
Assistant	\$ 43,342	\$ 45,076	\$ 47,513	\$ 14,952	\$ 13,579	\$ (1,373)
Longevity	900	975	1,050	1,050	1,125	75
Social Security	2,735	2,847	3,036	984	904	(80)

**Sumner County, Tennessee
General Fund
Statement of Appropriations**

	Expenditures 2017-2018	Expenditures 2018-2019	Estimated Expenditures 2019-2020	Original Budget		Difference
				2019-2020	2020-2021	
Retirement	5,239	5,411	5,258	1,760	1,617	(143)
Group Life Insurance	91	94	97	31	29	(2)
Dental Insurance	223	228	239	239	60	(179)
Employer Medicare	640	666	702	230	211	(19)
Sub-total (THSO Grant)	\$ 53,170	\$ 55,297	\$ 57,895	\$ 19,246	\$ 17,525	\$ (1,721)
Chancery Court						
Clerk and Master	\$ 97,584	\$ 99,536	\$ 104,483	\$ 104,483	109,442	\$ 4,959
Clerk and Master-Cert Public Admin	-	-	1,500	1,500	1,500	-
Clerical Personnel	319,058	332,664	351,645	358,925	358,924	(1)
Longevity	12,525	11,850	12,525	12,525	11,175	(1,350)
Social Security	23,872	24,926	26,987	27,087	27,722	635
Retirement	50,357	52,003	50,883	51,572	50,095	(1,477)
Group Life Insurance	865	876	923	932	896	(37)
Health Insurance	142,404	136,654	116,172	149,548	125,676	(23,871)
Dental Insurance	5,432	5,361	4,457	5,862	4,624	(1,238)
Employer Medicare	5,583	5,829	6,311	6,335	6,483	149
Communication	3,411	3,689	4,750	4,000	4,000	-
Data Processing Services	17,616	18,903	19,750	24,000	24,000	-
Dues and Memberships	1,049	1,417	1,438	1,750	1,750	-
Maintenance Agreements	5,558	5,558	4,000	6,700	6,700	-
Maint and Repair-Buildings	105	-	-	-	-	-
Maint and Repair-Office Equipment	-	-	1,750	-	-	-
Postal Charges	25,895	18,491	18,500	20,000	20,000	-
Printing, Stationery and Forms	606	341	5,000	2,000	2,000	-
Travel	-	-	-	500	500	-
Maint and Repair-Records	-	-	100	400	400	-
Other Contracted Services	150	-	100	500	500	-
Data Processing Supplies	1,730	1,465	1,500	2,000	2,000	-
Food Preparation Supplies	-	62	-	-	-	-
Food Supplies	1,263	1,282	1,200	1,500	1,500	-
Office Supplies	3,037	3,120	4,000	6,000	6,000	-
Periodicals	1,026	624	1,000	1,000	1,000	-
Other Supplies and Materials	411	-	-	-	-	-
In-service/Staff Development	475	255	300	500	500	-
Other Charges	445	719	600	600	600	-
Data Processing Equipment	2,358	170	7,600	2,000	2,000	-
Furniture and Fixtures	4,364	-	-	2,000	2,000	-
Office Equipment	272	921	500	1,000	1,000	-
	\$ 727,451	\$ 726,716	\$ 747,975	\$ 795,219	\$ 772,988	\$ (22,231)
Juvenile Court						
Judge	\$ 163,437	\$ 166,869	\$ 170,874	\$ 170,874	\$ 173,950	\$ 3,076
Court Administrators	147,295	138,977	146,027	145,926	145,925	(1)
Secretary(s)	89,574	91,366	96,001	95,934	95,934	0
Longevity	5,175	4,950	5,100	5,100	5,250	150
Social Security	22,483	22,166	23,230	25,264	25,464	200
Retirement	47,644	47,254	45,599	45,962	46,316	355
Group Life Insurance	665	677	696	702	702	-
Health Insurance	39,875	34,774	38,409	38,409	38,409	-
Dental Insurance	1,298	1,235	1,401	1,401	1,401	-
Employer Medicare	5,708	5,663	5,884	5,908	5,955	47
Communication	6,683	7,706	7,500	7,000	7,000	-
Data Processing Services	8,126	7,567	7,500	10,000	10,000	-
Dues and Memberships	620	920	325	750	750	-
Maintenance Agreements	4,276	4,250	4,500	10,100	10,100	-
Maint and Repair-Buildings	100	110	-	-	-	-
Maint and Repair-Equipment	45	147	100	100	100	-
Postal Charges	990	1,050	1,100	1,300	1,300	-
Printing, Stationery and Forms	1,003	966	1,000	2,000	2,000	-
Rentals-Juvenile Court Leased Space	-	-	78,750	78,750	191,363	112,613
Travel	243	3,560	4,000	5,670	5,670	-
Maint and Repair-Records	659	451	1,025	600	600	-
Other Contracted Services	455	325	500	5,750	5,750	-
Data Processing Supplies	2,202	1,270	2,500	3,500	3,500	-

**Sumner County, Tennessee
General Fund
Statement of Appropriations**

	Expenditures 2017-2018	Expenditures 2018-2019	Estimated Expenditures 2019-2020	Original Budget		Difference
				2019-2020	2020-2021	
Drugs and Medical Supplies	-	157	-	-	-	-
Office Supplies	357	910	1,000	2,000	2,000	-
Periodicals	759	1,128	1,300	900	900	-
Uniforms	359	-	-	-	-	-
Software	-	-	8,000	-	-	-
Other Supplies and Materials	-	60	-	-	-	-
In-service/Staff Development	490	505	530	530	530	-
Communication Equipment	179	-	-	-	-	-
Data Processing Equipment	2,099	290	1,250	4,250	4,250	-
	\$ 552,799	\$ 545,303	\$ 654,102	\$ 668,679	\$ 785,118	\$ 116,440
District Attorney General						
Rentals	\$ 3,600	\$ 3,600	\$ 3,600	\$ 3,600	\$ 3,600	\$ -
Other Contracted Services	82,026	85,848	93,187	93,187	75,238	(17,949)
	\$ 85,626	\$ 89,448	\$ 96,787	\$ 96,787	\$ 78,838	\$ (17,949)
Office of Public Defender						
Other Contracted Services	\$ -	\$ -	\$ 93,187	\$ 93,187	\$ 75,238	\$ (17,949)
	\$ -	\$ -	\$ 93,187	\$ 93,187	\$ 75,238	\$ (17,949)
Judicial Commissioners						
Judicial Commissioners	\$ 451,508	\$ 459,257	\$ 489,067	\$ 506,028	\$ 419,913	\$ (86,115)
Supervisor/Director	-	-	-	-	86,115	86,115
Longevity	3,750	4,500	5,250	4,575	5,850	1,275
Social Security	26,710	27,438	28,782	30,709	30,608	(100)
Retirement	48,897	52,792	51,853	52,366	52,507	140
Group Life Insurance	812	856	886	971	971	-
Health Insurance	69,708	56,168	61,690	55,918	66,368	10,450
Dental Insurance	2,808	2,383	2,875	2,463	2,990	527
Employer Medicare	6,247	6,417	6,819	7,182	7,158	(24)
Communication	1,068	2,824	2,000	2,000	2,000	-
Data Processing Services	-	-	7,820	4,000	4,000	-
Dues and Memberships	1,125	-	1,000	1,200	1,200	-
Maintenance Agreements	3,090	2,852	2,852	3,000	3,000	-
Maint and Repair-Record	50	108	225	200	200	-
Custodial Supplies	38	238	300	500	500	-
Data Processing Supplies	-	283	80	2,000	2,000	-
General Construction Materials	-	50	-	-	-	-
Office Supplies	2,068	2,896	4,500	4,000	4,000	-
Periodicals	-	556	1,500	2,000	2,000	-
Software	218	325	-	1,000	1,000	-
Other Supplies and Materials	-	-	200	-	-	-
Communication Equipment	600	247	-	1,000	1,000	-
Data Processing Equipment	2,603	5,166	7,838	5,000	5,000	-
Furniture and Fixtures	215	7,970	800	1,500	1,500	-
Office Equipment	-	135	-	-	-	-
	\$ 621,515	\$ 633,461	\$ 676,338	\$ 687,612	\$ 699,880	\$ 12,269
Other Administration of Justice						
Part-time/Parenting Coordinator	\$ 12,016	\$ 12,493	\$ 13,236	\$ 18,249	\$ 18,249	\$ -
Social Security	-	-	(15)	1,131	1,131	-
Employer Medicare	174	181	192	265	265	-
Postal Charges	441	438	500	800	800	-
Data Processing Supplies	-	-	200	200	200	-
Office Supplies	40	382	500	2,000	2,000	-
Office Equipment	-	312	-	-	-	-
Contract w/Other Public Agencies-Juveniles	491,925	492,670	500,000	500,000	500,000	-
Testing/Civil Court Drug Testing	-	-	500	2,500	2,500	-
Premium on Corporate Surety Bond	-	-	833	-	-	-
Other Supplies/Judges' Discretionary	5,339	7,971	17,414	10,000	10,000	-
	\$ 509,935	\$ 514,447	\$ 533,360	\$ 535,145	\$ 535,145	\$ -
Probation Services/CASP						
Probation Officers	\$ 256,664	\$ 237,215	\$ 251,071	\$ 250,895	\$ 250,895	\$ (0)

**Sumner County, Tennessee
General Fund
Statement of Appropriations**

	Expenditures 2017-2018	Expenditures 2018-2019	Estimated Expenditures 2019-2020	Original Budget		Difference
				2019-2020	2020-2021	
Clerical Personnel	41,339	41,787	52,062	52,135	52,135	(0)
Longevity	8,025	6,450	6,750	6,750	7,350	600
Social Security	17,069	15,712	16,754	18,214	18,251	37
Retirement	33,396	31,976	31,680	32,017	32,083	66
Group Life Insurance	570	552	579	585	585	-
Health Insurance	56,270	56,831	59,448	59,448	59,448	-
Dental Insurance	1,720	1,958	2,037	2,143	2,143	-
Employer Medicare	4,182	3,872	4,188	4,260	4,268	9
Communication	576	576	576	825	1,800	975
Data Processing Services	-	627	-	-	-	-
Maintenance Agreements	1,862	1,905	2,079	2,600	2,600	-
Postal Charges	218	354	700	700	700	-
Printing, Stationery and Forms	1,802	1,710	2,000	2,000	2,000	-
Travel	293	285	500	1,300	1,300	-
Other Contracted Services	693	-	200	800	800	-
Custodial Supplies	276	-	200	500	200	(300)
Data Processing Supplies	281	592	500	700	500	(200)
Drugs and Medical Supplies	-	-	100	-	-	-
Food Preparation Supplies	84	138	100	100	100	-
Food Supplies	-	347	700	1,000	800	(200)
General Construction Materials	-	-	-	50	50	-
Instructional Supplies and Materials-Workbooks	5,060	5,672	6,500	7,200	7,200	-
Office Supplies	1,133	2,038	2,500	3,000	3,000	-
Other Supplies and Materials	15	-	-	150	150	-
In-service/Staff Development	144	60	150	300	300	-
Other Charges	500	500	500	700	700	-
Data Processing Equipment	193	10,002	5,000	9,611	9,611	-
Furniture and Fixtures	1,078	231	500	500	500	-
	\$ 433,443	\$ 421,390	\$ 447,374	\$ 458,482	\$ 459,469	\$ 987
Sheriff's Office						
Sheriff	\$ 107,343	\$ 109,490	\$ 114,932	\$ 114,932	\$ 120,387	\$ 5,455
Deputies	3,491,201	2,408,262	2,615,189	2,816,824	2,816,825	0
Deputies/SRO	-	1,473,029	1,557,763	1,515,126	2,209,491	694,365
Detectives	484,092	495,074	511,852	520,454	520,454	(0)
Captains	133,882	105,670	70,199	142,607	72,299	(70,308)
Captains/SRO	-	10,401	70,155	-	70,308	70,308
Lieutenants	270,377	263,108	329,373	263,833	329,791	65,959
Lieutenants/SRO	-	54,860	-	65,958	-	(65,958)
Sergeants	367,159	244,281	262,574	254,403	254,403	(0)
Sergeants/SRO	-	62,308	103,903	63,601	127,202	63,601
Data Processing Personnel	72,519	71,521	79,438	74,367	74,367	0
Guards/Court Officers	(5,482)	-	-	-	-	-
Guards/Court Officers-Security	466,413	486,233	489,835	505,848	516,463	10,616
Clerical Personnel	808,894	813,181	832,968	873,998	873,998	0
Maintenance	143,116	163,389	170,238	169,924	169,925	0
Part-time Personnel	87,652	81,991	78,400	143,270	138,752	(4,518)
Part-time Clerical Personnel	47,946	52,024	15,774	76,274	21,961	(54,313)
Longevity	153,300	119,325	127,650	167,175	183,075	15,900
Longevity/SRO	-	42,000	-	-	-	-
Training Supplement	58,200	60,600	81,600	60,600	81,600	21,000
Social Security	378,910	312,024	327,206	455,983	499,876	43,894
Social Security/SRO	-	93,442	101,738	-	-	-
Social Security/PT Clerical	2,973	3,225	673	-	-	-
Social Security/Security	453	127	580	-	-	-
Retirement	764,180	628,301	646,683	836,989	926,192	89,203
Retirement/SRO	-	192,628	197,466	-	-	-
Retirement/Security	859	241	1,099	-	-	-
Group Life Insurance	13,005	10,596	10,887	15,167	16,924	1,756
Group Life Insurance/SRO	-	3,243	3,558	-	-	-
Health Insurance	1,480,937	1,170,018	1,195,192	1,754,266	1,919,327	165,061
Health Insurance/SRO	-	403,119	434,766	-	-	-
Dental Insurance	56,596	45,474	46,184	67,071	72,418	5,347
Dental Insurance/SRO	-	14,485	15,961	-	-	-
Employer Medicare	88,619	72,973	100,405	106,641	116,907	10,266

**Sumner County, Tennessee
General Fund
Statement of Appropriations**

	Expenditures 2017-2018	Expenditures 2018-2019	Estimated Expenditures 2019-2020	Original Budget		Difference
				2019-2020	2020-2021	
Employer Medicare/SRO	-	21,853	23,794	-	-	-
Employer Medicare/PT Clerical	695	754	157	-	-	-
Employer Medicare/Security	106	30	136	-	-	-
Advertising	499	751	750	1,500	1,500	-
Communication	21,887	23,956	25,000	46,048	28,548	(17,500)
Data Processing Services	135,755	142,163	183,500	165,000	210,000	45,000
Data Processing Services-Citrix Project	-	-	7,500	-	-	-
Dues and Memberships	3,575	3,575	4,000	4,500	4,500	-
Evaluation and Testing	21,940	8,685	20,000	22,000	23,000	1,000
Licenses	620	-	500	2,400	2,400	-
Maintenance Agreements	7,127	6,384	7,500	12,000	12,000	-
Maintenance Agreements/Firing Range	-	1,099	1,100	-	-	-
Maint and Repair-Building	-	3,672	3,048	-	-	-
Maint and Repair-Equipment	1,923	2,813	10,000	25,000	10,000	(15,000)
Maint and Repair-Vehicles	75,387	105,710	75,000	97,500	97,500	-
Postal Charges	9,524	8,818	10,000	10,000	10,000	-
Printing, Stationery and Forms	13,399	16,652	20,000	19,500	20,500	1,000
Rentals	-	70	-	-	-	-
Towing Services	830	2,125	5,000	5,000	5,000	-
Transportation	41,177	33,442	45,000	45,000	47,500	2,500
Travel	19,722	22,904	20,000	30,000	30,000	-
Veterinary Services-K9	-	-	1,000	-	-	-
Maint and Repair-Records	770	1,470	2,100	2,000	2,000	-
Other Contracted Services	619	1,470	1,200	2,000	2,000	-
Animal Food & Supplies-K9	-	-	300	-	-	-
Animal Food & Supplies-K9/Lake Area	-	48	2,500	-	2,500	2,500
Custodial Supplies	-	403	1,000	1,000	1,000	-
Data Processing Supplies	15,968	12,525	20,000	20,000	20,000	-
Diesel Fuel	-	932	1,000	3,000	3,000	-
Drugs and Medical Supplies	7,225	5,345	13,000	12,000	12,000	-
Equipment and Machinery Parts	-	-	-	1,000	1,000	-
Food Supplies	252	214	2,500	1,000	1,000	-
Gasoline	246,027	281,156	250,000	374,600	300,000	(74,600)
General Construction Materials	1,624	-	3,000	3,000	3,000	-
Instructional Supplies and Materials	-	-	6,000	500	1,500	1,000
Law Enforcement Supplies	27,021	26,565	40,000	40,000	45,000	5,000
Law Enforcement Supplies/Lake Area	-	-	-	17,550	17,652	102
Lubricants	6,283	7,555	7,500	14,000	14,000	-
Office Supplies	16,480	15,333	25,000	20,000	22,000	2,000
Periodicals	-	-	-	250	250	-
Propane Gas	3,224	2,984	2,500	10,000	10,000	-
Small Tools	858	583	1,200	2,100	2,100	-
Uniforms	51,500	45,211	85,330	74,000	84,000	10,000
Vehicle Parts	18,869	35,369	40,000	30,000	32,000	2,000
Software	11,646	44,732	16,000	16,000	16,000	-
Software/KAL	-	-	39,000	-	-	-
Software/Sher Litter Fund	-	-	4,150	-	-	-
Other Supplies and Materials	716	2,027	638	3,000	3,000	-
Premium on Corporate Surety Bond	-	1,065	-	-	1,065	1,065
In-service/Staff Development	28,056	35,028	50,000	50,000	50,000	-
In-service/Staff Development-Lake Area	-	-	2,050	-	-	-
Other Charges	374	534	2,000	6,000	4,000	(2,000)
Communication Equipment	17,144	13,506	12,000	27,000	27,000	-
Data Processing Equipment	45,142	40,171	35,420	65,420	78,420	13,000
Furniture and Fixtures	12,648	5,365	16,000	16,000	16,000	-
Law Enforcement Equipment	64,033	46,631	70,000	55,000	60,000	5,000
Law Enforcement Equipment/Lake Area	-	13,000	13,000	-	-	-
Law Enforcement Equipment/Sher Litter Fund	-	6,640	-	-	-	-
Maintenance Equipment	-	1,140	-	-	-	-
Motor Vehicles	-	4,592	-	-	-	-
Office Equipment	1,261	156	1,000	4,500	4,500	-
Health Equipment	-	-	2,000	2,000	2,500	500
Other Equipment	3,381	3,485	11,302	8,500	8,500	-
Sub-total (w/o Grants or Animal Control Program)	\$ 10,408,431	\$ 11,127,334	\$ 11,835,917	\$ 12,432,179	\$ 13,482,379	\$ 1,050,200

**Sumner County, Tennessee
General Fund
Statement of Appropriations**

	Expenditures 2017-2018	Expenditures 2018-2019	Estimated Expenditures 2019-2020	Original Budget		Difference
				2019-2020	2020-2021	
Sheriff's Office (DTF Funds)						
Drug Task Force Treasury	\$ -	\$ -	\$ 30,000	\$ 30,000	\$ 25,000	\$ (5,000)
Drug Task Force Justice	-	-	130,000	130,000	85,000	(45,000)
Sub-total (DTF Funds)	\$ -	\$ -	\$ 160,000	\$ 160,000	\$ 110,000	\$ (50,000)
Sheriff's Office (TDOT Grant)						
Overtime	\$ 4,609	\$ 11,598	\$ 15,550	\$ -	\$ -	\$ -
Social Security	277	-	-	-	-	-
Retirement	556	-	-	-	-	-
Life Insurance	9	-	-	-	-	-
Health Insurance	818	-	-	-	-	-
Dental Insurance	33	-	-	-	-	-
Employer Medicare	65	-	-	-	-	-
Data Processing Equipment	15,095	1,862	5,358	-	-	-
Other Equipment	-	2,069	-	-	-	-
Law Enforcement Equipment	-	9,383	7,042	-	-	-
Sub-total (TDOT Grant)	\$ 21,462	\$ 24,912	\$ 27,950	\$ -	\$ -	\$ -
Sheriff's Office (Animal Control Program)						
Deputies	\$ 130,483	\$ 135,973	\$ 138,769	\$ 141,188	\$ 141,188	\$ 0
Sergeants	60,108	61,319	63,503	63,601	63,601	(0)
Clerical Personnel	35,732	37,020	55,827	41,907	80,526	38,619
Longevity	3,975	5,250	4,200	4,725	4,950	225
Social Security	13,995	13,826	15,286	14,660	16,833	2,173
Retirement	28,536	28,148	28,850	27,656	31,929	4,273
Group Life Insurance	498	482	526	510	590	80
Health Insurance	56,985	57,833	61,077	55,499	69,619	14,119
Dental Insurance	2,268	2,065	2,235	2,036	2,539	502
Employer Medicare	3,273	3,233	3,575	3,429	3,937	508
Data Processing Services	3,633	-	-	2,040	2,040	-
Licenses	220	220	500	500	500	-
Maintenance Agreements	930	1,099	1,014	-	-	-
Maint and Repair-Vehicles	-	411	3,000	3,000	3,000	-
Travel	2,871	220	4,000	5,000	5,000	-
Veterinary Services	48,661	60,509	62,000	57,000	59,500	2,500
Animal Food and Supplies	19,761	27,246	40,558	29,000	31,000	2,000
Gasoline	9,196	10,744	10,000	22,500	19,125	(3,375)
General Construction Material	-	2,860	1,800	-	-	-
Periodicals	-	-	-	100	100	-
Other Supplies and Materials	2,512	1,047	2,750	5,250	5,250	-
In-service/Staff Development	2,170	1,190	3,000	5,000	5,000	-
Maintenance Equipment	-	249	-	-	-	-
Sub-total (Animal Control Program)	\$ 425,807	\$ 450,944	\$ 502,469	\$ 484,601	\$ 546,225	\$ 61,624
Administration of Sexual Offender Registry						
Data Processing Services	\$ 2,754	\$ 3,366	\$ 4,000	\$ 4,200	\$ 4,200	\$ -
Printing, Stationery and Forms	-	161	-	-	-	-
Data Processing Supplies	507	302	1,000	2,500	2,500	-
Office Supplies	-	-	250	1,000	1,000	-
Software	-	-	6,726	-	-	-
Data Processing Equipment	-	-	7,863	2,000	2,000	-
Other Charges	2,850	3,250	2,379	9,105	9,105	-
Sub-total (Administration of SOR)	\$ 6,111	\$ 7,079	\$ 22,218	\$ 18,805	\$ 18,805	\$ -
Jail						
Assistant Administrator	\$ 69,803	\$ 71,199	\$ 73,933	\$ 74,047	\$ 74,047	\$ 0
Captains	64,445	65,734	70,198	70,984	70,984	0
Lieutenants	199,698	214,885	240,619	195,913	195,913	(0)
Sergeants	304,207	286,986	304,393	343,538	343,539	1
Guards	4,454,496	4,471,492	4,502,559	5,308,474	5,308,474	0
Cafeteria Personnel	36,525	71,566	75,371	79,417	79,417	0
Part-time Personnel	11,403	10,804	10,009	15,487	15,487	-
Longevity	67,950	77,025	93,750	93,750	97,725	3,975
Social Security	302,164	304,645	308,402	359,450	358,073	(1,376)

Sumner County, Tennessee
General Fund
Statement of Appropriations

	Expenditures 2017-2018	Expenditures 2018-2019	Estimated Expenditures 2019-2020	Original Budget		Difference
				2019-2020	2020-2021	
Retirement	609,282	616,730	579,904	678,273	678,636	363
Group Life Insurance	10,293	10,796	10,040	12,540	12,546	6
Health Insurance	1,019,909	1,047,566	1,074,499	1,420,664	1,517,545	96,881
Dental Insurance	38,524	39,990	41,478	53,675	57,313	3,638
Employer Medicare	70,668	71,232	70,279	84,065	83,743	(322)
Audit Services	24	-	200	3,500	3,500	-
Contracts w/Government Agencies	-	-	-	100	100	-
Contracts w/Private Agencies	-	865	7,790	1,500	6,500	5,000
Medical and Dental Services	2,287,025	2,038,513	2,705,287	1,696,612	1,696,612	-
Printing, Stationery, and Forms	-	-	2,500	-	-	-
Custodial Supplies	88,930	102,771	107,000	107,000	110,000	3,000
Drugs and Medical Supplies	759	-	518	-	-	-
Food Preparation Supplies	8,551	11,098	13,000	13,000	14,000	1,000
Food Supplies	725,678	775,793	870,950	800,950	825,950	25,000
Prisoners Clothing	10,580	20,175	20,000	20,000	23,000	3,000
Other Supplies and Materials	87,095	105,260	106,947	122,250	122,250	-
Law Enforcement Supplies	-	-	5,995	-	-	-
Other Equipment	-	-	2,802	-	-	-
Health Equipment	-	4,205	-	-	-	-
Sub-total (w/o SCAAP Program)	\$ 10,468,009	\$ 10,419,330	\$ 11,298,422	\$ 11,555,189	\$ 11,695,354	\$ 140,166
Jail (SCAAP Program)						
Uniforms	\$ -	\$ -	\$ 34,411	\$ -	\$ -	\$ -
Law Enforcement Equipment	-	3,930	1,000	-	-	-
Sub-total (SCAAP Program)	\$ -	\$ 3,930	\$ 35,411	\$ -	\$ -	\$ -
Juvenile Services						
Youth Services Personnel	\$ 384,427	\$ 416,933	\$ 480,969	\$ 489,761	\$ 489,761	\$ 0
Longevity	13,650	12,525	13,575	13,575	14,550	975
Social Security	22,857	24,676	28,100	29,333	29,337	5
Retirement	46,471	50,387	53,568	55,367	55,474	107
Group Life Insurance	781	855	980	1,012	1,012	-
Health Insurance	85,198	92,931	110,611	111,696	114,947	3,251
Dental Insurance	3,297	3,602	4,278	4,285	4,442	157
Employer Medicare	5,346	5,771	6,572	6,860	6,861	1
Communication	1,922	3,337	3,650	3,650	3,650	-
Data Processing Services	1,053	-	1,500	3,700	3,700	-
Postal Charges	500	-	500	3,100	3,100	-
Printing, Stationery and Forms	-	327	1,000	3,500	3,500	-
Travel	1,277	3,151	1,500	3,550	3,550	-
Data Processing Supplies	-	402	1,000	1,000	1,000	-
Drugs and Medical Supplies	-	-	148	-	-	-
Duplicating Supplies	-	-	128	-	-	-
Food Supplies	1,156	1,669	1,400	900	900	-
Office Supplies	783	225	500	2,600	2,600	-
Testing	1,446	1,423	2,000	3,500	3,500	-
Other Supplies and Materials	-	-	125	-	-	-
In-service/Staff Development	1,140	1,330	1,140	1,050	1,050	-
Data Processing Equipment	-	-	2,000	3,500	3,500	-
Other Equipment	300	-	620	-	-	-
Furniture and Fixtures	2,958	-	1,200	1,200	1,200	-
Sub-total (w/o TCCY Grant)	\$ 574,562	\$ 619,544	\$ 717,064	\$ 743,139	\$ 747,636	\$ 4,497
Juvenile Services (TCCY Grant)						
Salary Supplement	\$ 5,196	\$ 5,196	\$ 5,200	\$ 5,200	\$ 5,200	\$ -
Social Security	286	277	322	322	322	-
Retirement	620	611	573	572	572	-
Employer Medicare	67	65	75	75	75	-
Travel	273	272	236	273	273	-
Custodial Supplies	171	120	156	-	-	-
Data Processing Supplies	-	-	489	-	-	-
Food Preparation Supplies	177	285	206	-	-	-
Food Supplies	222	189	128	-	-	-

Sumner County, Tennessee
 General Fund
 Statement of Appropriations

	Expenditures 2017-2018	Expenditures 2018-2019	Estimated Expenditures 2019-2020	Original Budget		Difference
				2019-2020	2020-2021	
Office Supplies	1,832	1,809	1,615	2,557	2,557	-
Sub-total (TCCY Grant)	\$ 8,844	\$ 8,823	\$ 9,000	\$ 9,000	\$ 9,000	\$ -
Forestry Service						
Contract w/Government Agencies-Forestry	\$ 2,000	\$ 2,000	\$ 2,000	\$ 2,000	\$ 2,000	\$ -
	\$ 2,000	\$ 2,000	\$ 2,000	\$ 2,000	\$ 2,000	\$ -
Rural Fire Protection						
Cottontown Fire Department	\$ 14,000	\$ 24,000	\$ 36,450	\$ 24,000	\$ 24,000	\$ -
Gallatin Fire Department	14,000	24,000	30,968	24,000	24,000	-
Highland Fire Station 1	14,000	24,000	35,020	24,000	24,000	-
Highland Fire Station 2	14,000	24,000	24,000	24,000	24,000	-
Highland Fire Station 3	14,000	24,000	24,000	24,000	24,000	-
Number One Fire Department	14,000	24,000	41,000	24,000	-	(24,000)
Oak Grove Fire Department	14,000	24,000	27,190	24,000	24,000	-
Shackle Island Fire Department	14,000	24,000	72,000	24,000	-	(24,000)
Southeast Fire Dept-Bethpage	14,000	24,000	42,272	24,000	24,000	-
Southeast Fire Dept-Castalian Springs	14,000	24,000	24,000	24,000	24,000	-
Westmoreland Fire Department	14,000	24,000	24,000	24,000	-	(24,000)
White House Fire Department 1	14,000	24,000	45,100	24,000	-	(24,000)
White House Fire Department 2	14,000	24,000	24,000	24,000	-	(24,000)
Rural Fire Protection Appropriation	-	-	-	138,000	258,000	120,000
	\$ 182,000	\$ 312,000	\$ 450,000	\$ 450,000	\$ 450,000	\$ -
Emergency Management Agency						
Emergency Management Director	\$ 85,359	\$ 87,066	\$ 91,496	\$ 91,419	\$ 91,419	\$ (0)
Deputy Director	18,934	19,308	23,854	20,278	20,224	(54)
Clerical Personnel	-	25,734	38,731	39,029	39,164	135
Part-time Personnel	11,652	2,511	-	-	-	-
Longevity	1,125	1,200	1,575	1,575	1,725	150
Other Salaries and Wages	-	-	50,000	-	-	-
Social Security	6,912	8,080	16,348	9,157	9,171	14
Retirement	10,162	13,395	24,036	14,523	14,554	31
Group Life Insurance	178	230	265	282	269	(12)
Health Insurance	16,543	16,543	17,370	17,370	17,370	-
Dental Insurance	479	479	503	502	502	-
Employer Medicare	1,616	1,890	3,823	2,141	2,145	3
Communication	9,450	12,112	12,500	15,000	15,000	-
Data Processing Services	5,471	2,828	7,000	6,226	6,226	-
Dues and Memberships	235	-	120	120	52	(68)
Evaluation and Testing	108	72	80	80	80	-
Maintenance Agreements	1,470	1,448	1,102	2,140	2,140	-
Maint and Repair-Equipment	8,581	1,195	6,300	6,300	6,300	-
Maint and Repair-Vehicles	2,758	4,052	3,800	4,000	4,000	-
Postal Charges	-	22	171	-	-	-
Printing Stationary and Forms	-	187	-	-	-	-
Towing Services	50	280	-	-	-	-
Travel	327	169	1,800	400	400	-
Other Contracted Services	3,109	4,583	3,110	3,110	3,110	-
Custodial Supplies	1,099	698	700	700	700	-
Data Processing Supplies	206	404	739	-	-	-
Diesel Fuel	760	704	75	-	-	-
Drugs and Medical Supplies	-	-	1,813	-	-	-
Equipment and Machinery Parts	-	-	812	-	-	-
Fertilizer, Lime and Seed	1,500	1,459	500	1,500	1,500	-
Food Supplies	394	1,230	2,700	1,000	1,000	-
Garage Supplies	814	545	6	-	-	-

Sumner County, Tennessee
 General Fund
 Statement of Appropriations

	Expenditures 2017-2018	Expenditures 2018-2019	Estimated Expenditures 2019-2020	Original Budget		Difference
				2019-2020	2020-2021	
Gasoline	8,569	9,482	9,683	10,500	8,925	(1,575)
General Construction Materials	314	-	79	-	-	-
Lubricants	-	249	251	-	-	-
Office Supplies	964	981	574	1,000	1,000	-
Small Tools	-	1,293	153	-	-	-
Uniforms	2,500	2,567	2,500	2,500	3,000	500
Vehicle Parts	1,592	1,209	2,770	1,000	1,000	-
Other Supplies and Materials	4,851	3,774	14,246	6,000	6,000	-
Vehicle and Equipment Insurance	22,676	23,446	24,394	26,000	23,500	(2,500)
Workers' Compensation Insurance	4,362	3,273	3,000	7,000	7,000	-
In-service/Staff Development	753	2,580	600	600	-	(600)
Other Charges	25,401	12,000	12,500	12,500	15,000	2,500
Building Improvements	-	-	1,000	3,000	-	(3,000)
Communication Equipment	-	-	941	-	-	-
Data Processing Equipment	4,399	4,999	4,102	5,000	5,000	-
Maintenance Equipment	-	2,799	1,000	3,000	-	(3,000)
Motor Vehicle	-	139	-	-	-	-
Other Equipment	2,660	216	2,834	-	6,180	6,180
Sub-total (w/o Grants)	\$ 268,333	\$ 277,431	\$ 391,956	\$ 314,952	\$ 313,657	\$ (1,296)
Emergency Management Agency (EMPG Grant)						
Deputy Director	\$ 2,283	\$ 2,328	\$ 2,382	\$ 2,445	\$ 2,500	\$ 55
Clerical Personnel	-	3,610	5,434	5,476	5,341	(135)
Part-time Personnel	20,611	16,906	16,624	16,597	16,597	0
Social Security	1,419	1,416	1,499	1,520	1,515	(5)
Retirement	-	424	600	602	587	(15)
Life Insurance	-	7	12	12	12	-
Employer Medicare	332	331	351	356	354	(1)
Sub-total (EMPG Grant)	\$ 24,645	\$ 25,024	\$ 26,902	\$ 27,008	\$ 26,907	\$ (102)
Emergency Management Agency (Other Grants)						
Other Equipment/EMW 2015	\$ 36,787	\$ -	\$ -	\$ -	\$ -	\$ -
Law Enforcement Equipment/EMW 2016	-	775	-	-	-	-
Other Equipment/EMW 2016	-	21,990	-	-	-	-
Law Enforcement Equipment/EMW 2017	-	40,000	25,000	-	-	-
Other Equipment/EMW 2017	-	-	26,777	-	-	-
Drugs and Medical Supplies/EMW 2018	-	-	9,358	-	-	-
Law Enforcement Supplies/EMW 2018	-	-	10,145	-	-	-
Communication Equipment/EMW 2018	-	-	21,260	-	-	-
Law Enforcement Equipment/EMW 2018	-	-	11,150	-	-	-
Other Equipment/EMW 2018	-	-	20,396	-	-	-
Sub-total (Other Grants)	\$ 36,787	\$ 62,765	\$ 124,086	\$ -	\$ -	\$ -
County Coroner/Medical Examiner						
Medical and Dental Services/Autopsies	\$ 97,240	\$ 61,980	\$ 89,957	\$ 90,000	\$ 90,000	\$ -
Other Contracted Services	18,000	22,000	24,000	24,000	24,000	-
Dues and Memberships/EMS Med Ex Fee	-	-	75	-	75	75
Travel/EMS Med Ex Fee	1,084	1,032	4,000	1,200	4,000	2,800
In-service/Staff Development/EMS Med Ex Fee	750	3,400	3,725	6,600	3,725	(2,875)
Other Charges/Malpractice Insurance	1,234	1,161	1,314	1,271	1,314	43
	\$ 118,308	\$ 89,573	\$ 123,071	\$ 123,071	\$ 123,114	\$ 43
Other Public Safety-Consolidated Dispatch						
Director	\$ 77,625	\$ 81,746	\$ 122,192	\$ 136,000	\$ 110,000	\$ (26,000)
Data Processing Personnel	55,258	65,327	71,693	70,740	71,285	545
Deputy Director	-	-	-	-	76,953	76,953
Dispatchers/Radio Operators	1,495,118	1,569,641	1,399,138	1,949,553	1,896,686	(52,867)
Clerical Personnel	44,777	45,677	49,300	47,961	48,330	369
Part-time Personnel	60,796	89,545	92,646	62,500	62,500	-
Overtime Pay	230,943	228,469	312,864	210,000	210,000	-
Other Wages/Holiday Pay	-	-	97,894	107,379	107,379	0
Other Salaries and Wages	150	500	400	1,200	1,200	-

Sumner County, Tennessee
 General Fund
 Statement of Appropriations

	Expenditures 2017-2018	Expenditures 2018-2019	Estimated Expenditures 2019-2020	Original Budget		Difference
				2019-2020	2020-2021	
Longevity	17,325	21,300	25,800	25,800	27,225	1,425
Social Security	115,946	123,175	117,797	152,641	151,147	(1,494)
Retirement	225,678	232,013	201,741	277,490	280,396	2,907
Group Life Insurance	2,945	3,549	3,360	4,488	4,535	47
Health Insurance	387,199	396,005	419,055	508,867	603,952	95,086
Dental Insurance	12,803	13,061	14,202	17,287	21,043	3,756
Employer Medicare	27,116	28,807	27,550	35,698	35,349	(349)
Advertising	755	928	500	1,000	1,000	-
Communication	2,857	3,157	6,000	5,000	5,000	-
Data Processing Services	27,625	34,989	50,000	52,550	52,550	-
Dues and Memberships	264	119	250	500	500	-
Evaluation and Testing	18	149	500	3,000	3,000	-
Janitorial Services	490	490	5,250	1,000	1,000	-
Licenses	50	-	-	-	-	-
Maintenance Agreements	6,316	36,254	41,560	40,000	41,000	1,000
Maint and Repair-Building	337	141	250	500	500	-
Maint and Repair-Equipment	465	736	1,740	1,000	1,000	-
Maint and Repair-Vehicles	44	117	250	3,000	3,000	-
Postal Charges	463	85	350	250	250	-
Printing, Stationery and Forms	2,346	4,084	2,000	2,000	2,000	-
Rentals	-	-	-	250	-	(250)
Travel	1,452	636	4,464	2,500	2,500	-
Other Contracted Services	-	-	4,422	1,500	1,500	-
Custodial Supplies	2,637	2,699	3,090	2,000	2,000	-
Data Processing Supplies	821	1,693	3,000	4,500	4,500	-
Diesel Fuel	-	-	-	1,000	1,000	-
Drugs and Medical Supplies	266	485	1,000	600	600	-
Duplicating Supplies	1,457	1,172	-	-	1,500	1,500
Equipment and Machinery Parts	1,146	-	1,200	1,500	250	(1,250)
Food Preparation Supplies	184	219	250	250	1,500	1,250
Food Supplies	1,615	1,305	1,500	1,500	2,000	500
Gasoline	1,255	1,107	1,100	2,000	1,000	(1,000)
General Construction Materials	434	82	1,000	1,000	1,000	-
Instructional Supplies and Materials	500	-	-	-	-	-
Office Supplies	5,392	3,198	3,000	3,000	3,000	-
Periodicals	-	-	250	250	250	-
Small Tools	200	97	100	200	200	-
Textbooks	1,093	132	-	-	-	-
Uniforms	9,431	6,515	7,500	7,500	7,500	-
Vehicle Parts	59	-	250	250	250	-
Software	-	-	2,000	4,000	4,000	-
Other Supplies and Materials	2,483	2,402	2,100	2,500	2,500	-
In-service/Staff Development	435	1,102	1,200	2,500	2,500	-
Other Charges	-	-	-	100	100	-
Building Improvements	8,225	-	-	-	-	-
Communication Equipment	8,676	7,562	2,250	3,500	3,000	(500)
Data Processing Equipment	3,950	3,879	6,350	4,500	4,500	-
Food Service Equipment	360	360	500	500	500	-
Furniture and Fixtures	4,705	633	2,000	2,250	2,000	(250)
Maintenance Equipment	376	-	-	-	-	-
Motor Vehicle	-	-	33,397	-	-	-
Office Equipment	1,061	953	850	850	850	-
Health Equipment	-	-	1,500	1,500	1,500	-
Other Equipment	2,619	85	2,000	2,000	2,000	-
	\$ 2,856,541	\$ 3,016,380	\$ 3,150,555	\$ 3,771,404	\$ 3,872,781	\$ 101,376

Health Department

Custodial Personnel	\$ 29,796	\$ 30,381	\$ 32,515	\$ 31,906	\$ 31,906	\$ 0
Other Salaries and Wages	53,011	54,223	53,261	60,328	60,328	0
Longevity	1,650	1,875	2,100	2,100	2,325	225
Social Security	4,934	5,179	5,093	5,588	5,602	14
Retirement	8,162	9,027	8,352	8,897	8,922	25
Group Life Insurance	154	155	162	163	163	-
Health Insurance	14,545	13,172	14,119	14,119	14,119	-
Dental Insurance	1,262	1,175	1,244	1,244	1,244	-

Sumner County, Tennessee
General Fund
Statement of Appropriations

	Expenditures 2017-2018	Expenditures 2018-2019	Estimated Expenditures 2019-2020	Original Budget		Difference
				2019-2020	2020-2021	
Employer Medicare	1,154	1,211	1,191	1,307	1,310	3
Advertising	-	2,495	-	-	-	-
G-Communication	8,425	8,763	8,500	11,000	11,000	-
H-Communication	6,261	7,065	8,000	7,000	7,000	-
P-Communication	8,621	8,761	9,100	8,400	8,400	-
Data Processing Services	1,444	131	166	-	-	-
H-Data Processing Services	-	214	200	1,500	1,500	-
Dues and Memberships	1,045	1,280	950	1,200	1,200	-
G-Maintenance Agreements	1,128	2,381	2,500	2,800	2,800	-
H-Maintenance Agreements	450	450	450	500	500	-
P-Maintenance Agreements	630	630	630	700	700	-
G-Maint and Repair-Building	3,600	916	1,925	3,800	3,800	-
H-Maint and Repair-Building	-	85	1,000	1,500	1,000	(500)
P-Maint and Repair-Building	2,712	-	500	2,500	2,000	(500)
Maint and Repair-Building	1,333	-	-	-	-	-
G-Maint and Repair-Equipment	1,161	312	1,000	1,000	1,000	-
H-Maint and Repair-Equipment	171	359	800	800	800	-
P-Maint and Repair-Equipment	45	676	750	750	750	-
Maint and Repair-Equipment	249	(61)	1,000	3,500	3,500	-
Postal Charges	193	229	100	200	200	-
Printing, Stationery and Forms	2,089	682	1,400	1,500	1,500	-
Printing, Stationery and Forms/Meaningful Imp	-	399	-	-	-	-
Rentals	93	96	99	100	100	-
Travel	3,836	3,619	3,500	4,500	4,500	-
G-Disposal Fees	1,314	1,458	1,200	1,200	1,200	-
H-Disposal Fees	889	889	889	1,100	1,100	-
P-Disposal Fees	1,064	1,084	1,200	1,500	1,500	-
G-Other Contracted Services	402	520	2,375	1,000	2,375	1,375
H-Other Contracted Services	384	352	600	600	600	-
P-Other Contracted Services	321	653	600	600	600	-
Custodial Supplies	2,104	2,794	2,900	2,800	2,200	(600)
Data Processing Supplies	1,169	190	740	500	500	-
Drugs and Medical Supplies	343	396	1,450	500	500	-
G-Electricity	37,714	38,518	42,000	40,000	40,000	-
H-Electricity	13,197	13,331	13,500	13,000	13,000	-
P-Electricity	9,190	9,016	10,000	10,500	10,500	-
Equipment and Machinery Parts	187	213	162	1,000	533	(467)
Food Preparation Supplies	287	345	382	300	382	82
Food Supplies	2,646	2,177	3,308	2,000	2,033	33
General Construction Materials	2,707	2,349	1,750	2,000	2,000	-
Instructional Supplies and Materials	1,609	1,741	910	2,400	2,285	(115)
Instructional Supplies and Mtls/Meaningful Imp	1,210	602	289	-	-	-
G-Natural Gas	8,663	8,835	12,000	7,000	7,000	-
P-Natural Gas	1,320	1,196	1,200	1,000	1,000	-
Office Supplies	868	1,374	2,000	2,000	2,000	-
Periodicals	196	30	100	200	200	-
Propane Gas	-	213	200	200	200	-
Small Tools	259	87	65	250	250	-
Uniforms	-	1,165	325	-	-	-
G-Water and Sewer	2,715	2,294	2,200	2,000	2,000	-
H-Water and Sewer	809	859	900	2,000	2,000	-
P-Water and Sewer	1,218	1,489	1,600	1,650	1,650	-
Chemicals	171	307	200	200	200	-
Other Supplies and Materials	755	1,037	1,375	500	500	-
Liability Insurance	595	942	650	650	650	-
In-service/Staff Development	-	990	200	500	500	-
Other Charges	114	195	500	1,000	1,000	-
Communication Equipment	440	-	731	-	200	200
Data Processing Equipment	669	261	-	800	775	(25)
Food Service Equipment	-	-	201	-	201	201
Furniture and Fixtures	4,476	1,290	1,375	600	399	(201)
Maintenance Equipment	-	-	2,367	-	2,367	2,367
Other Equipment	-	-	25	-	25	25

**Sumner County, Tennessee
General Fund
Statement of Appropriations**

	Expenditures 2017-2018	Expenditures 2018-2019	Estimated Expenditures 2019-2020	Original Budget		Difference
				2019-2020	2020-2021	
Other Capital Outlay/Healthy Built Grant	-	-	-	-	20,000	20,000
Health Equipment	73	112	-	300	300	-
Sub-total (w/o Grants/Other Funding)	\$ 258,232	\$ 255,184	\$ 273,076	\$ 280,753	\$ 302,895	\$ 22,142
Health Department (DGA)						
Other Salaries and Wages	\$ 831,763	\$ 835,858	\$ 1,054,148	\$ 1,054,148	\$ 1,054,149	\$ 0
Longevity	17,175	17,625	18,150	18,150	18,975	825
Social Security	48,847	49,584	62,669	62,669	62,961	291
Retirement	84,930	89,633	109,066	109,066	107,465	(1,601)
Group Life Insurance	1,480	1,531	1,944	1,944	1,911	(33)
Health Insurance	185,382	159,085	241,460	241,460	226,644	(14,817)
Dental Insurance	6,959	6,207	9,178	9,178	8,859	(319)
Employer Medicare	11,424	11,596	14,657	14,657	14,725	68
Evaluation and Testing	29	203	500	500	500	-
Maint and Repair-Equipment	-	-	500	500	500	-
Printing, Stationery and Forms	-	2,900	1,000	1,000	1,000	-
Travel	13,851	16,941	69,200	69,200	69,200	-
Equipment and Machinery Parts	-	360	-	-	-	-
Postal Charges	-	-	100	100	100	-
Liability Insurance	218	331	1,500	1,500	1,500	-
Inservice/Staff Development	-	150	-	-	-	-
Communication Equipment	-	1,260	2,000	2,000	2,000	-
Data Processing Equipment	-	252	-	-	-	-
Food Service Equipment	-	-	15,600	15,600	15,600	-
Advertising/DGA Tobacco	14,109	-	-	-	-	-
Contributions/DGA Tobacco	10,000	-	-	-	-	-
Printing, Stat and Forms/DGA Tobacco	19,692	-	-	-	-	-
Travel/DGA Tobacco	1,218	-	-	-	-	-
Other Contracted Services/DGA Tobacco	7,779	-	-	-	-	-
Data Processing Supplies/DGA Tobacco	1,000	-	-	-	-	-
Food Preparation Supplies/DGA Tobacco	104	-	-	-	-	-
Food Supplies/DGA Tobacco	1,697	-	-	-	-	-
Instructional Supplies/DGA Tobacco	5,504	-	-	-	-	-
Sub-total (DGA)	\$ 1,263,161	\$ 1,193,516	\$ 1,601,672	\$ 1,601,673	\$ 1,586,089	\$ (15,584)
Health Department (Tobacco Funding)						
Advertising	\$ 21,943	\$ -	\$ -	\$ -	\$ -	\$ -
Data Processing Services	480	-	-	-	-	-
Printing, Stationery and Forms	19,588	-	-	-	-	-
Travel	1,477	-	-	-	-	-
Other Contracted Services	1,000	-	-	-	-	-
Data Processing Supplies	195	-	-	-	-	-
Drugs and Medical Supplies	458	-	-	-	-	-
Food Preparation Supplies	135	-	-	-	-	-
Food Supplies	7,121	-	-	-	-	-
Instructional Supplies and Materials	1,034	-	-	-	-	-
Office Supplies	11	-	-	-	-	-
Other Supplies and Materials	753	-	-	-	-	-
Sub-total (Tobacco Funding)	\$ 54,195	\$ -	\$ -	\$ -	\$ -	\$ -
Ambulance (Emergency Medical) Service						
Ambulance Service Director	\$ 95,080	\$ 107,597	\$ 114,094	\$ 113,306	\$ 114,169	\$ 863
Command Assistant(s)	-	14,059	599,065	529,974	612,613	82,640
Captain(s)	-	8,247	271,248	338,225	265,963	(72,262)
Lieutenant(s)	-	2,874	116,737	102,362	115,790	13,428
Mechanics	70,250	75,098	93,611	92,745	92,329	(416)
Dispatchers	764	-	-	-	-	-
Clerical Personnel	226,807	228,832	248,869	242,684	246,028	3,345
Attendants	3,440,238	3,731,350	-	-	-	-
Attendants/Paramedic(s)	-	49,644	1,842,164	1,801,354	1,799,609	(1,745)
Attendants/AEMT(s)	-	28,847	1,212,089	1,082,111	1,242,990	160,880
Part-time Personnel	61,667	59,675	-	-	-	-
Part-time Personnel/Paramedic(s)	-	931	59,546	60,000	60,000	-
Part-time Personnel/AEMT(s)	-	387	28,231	-	-	-

Sumner County, Tennessee
General Fund
Statement of Appropriations

	Expenditures 2017-2018	Expenditures 2018-2019	Estimated Expenditures 2019-2020	Original Budget		Difference
				2019-2020	2020-2021	
Overtime Pay	1,567,052	1,437,202	1,665,380	1,881,460	2,020,591	139,131
Other Salaries and Wages	-	-	50,000	-	-	-
Other Wages/Holiday Pay	-	-	-	-	21,326	21,326
Longevity	87,525	89,700	95,625	95,625	97,575	1,950
Social Security	320,613	337,288	333,646	371,610	393,299	21,689
Retirement	642,413	677,316	620,151	690,783	725,916	35,132
Group Life Insurance	10,095	10,390	10,905	11,552	12,250	698
Health Insurance	1,063,045	1,108,565	1,136,447	1,285,740	1,285,461	(279)
Dental Insurance	40,740	39,833	43,724	45,950	44,794	(1,156)
Employer Medicare	74,983	78,882	77,210	86,908	91,981	5,073
Advertising	423	-	200	1,500	1,500	-
Communication	31,261	39,102	40,000	33,000	33,000	-
Communication-EMS7	573	561	580	560	564	4
Communication-EMS8	498	499	500	500	504	4
Consultants	600	-	-	-	-	-
Contract w/Govt Agency-EMS Supplemental Pmt	169,241	90,850	273,000	175,000	182,000	7,000
Data Processing Services	22,199	29,140	38,000	29,500	35,810	6,310
Data Processing Services-EMS6	1,155	824	974	-	975	975
Data Processing Services-EMS7	683	680	680	700	684	(16)
Data Processing Services-EMS9	1,187	-	1,305	-	1,320	1,320
Debt Collection Services	271,875	285,023	280,000	268,000	277,000	9,000
Dues and Memberships	760	915	1,000	1,700	1,700	-
Evaluation and Testing	2,678	2,662	3,000	2,600	2,600	-
Janitorial Services	-	-	-	500	500	-
Laundry Services	-	-	-	500	500	-
Licenses	7,750	7,650	8,000	9,600	9,600	-
Maintenance Agreements	8,126	8,997	9,200	8,000	8,000	-
Maintenance Agreements-EMS6	-	115	377	-	380	380
Maint and Repair-Building	425	180	300	500	500	-
Maint and Repair-Building-EMS6	-	223	-	-	-	-
Maint and Repair-Equipment	6,808	5,177	9,888	10,000	9,500	(500)
Maint and Repair-Equipment-EMS6	-	558	113	-	-	-
Maint and Repair-Office Equipment	-	-	-	500	500	-
Maint and Repair-Vehicles	23,271	5,948	10,000	12,000	12,000	-
Medical and Dental Services	-	-	-	1,000	-	(1,000)
Pest Control-EMS6	-	-	141	-	110	110
Postal Charges	764	939	1,000	2,000	2,000	-
Printing, Stationery and Forms	378	3,081	985	2,000	2,000	-
Rentals	4,817	5,535	6,500	6,500	6,500	-
Towing Services	982	420	500	2,000	2,000	-
Travel	6,868	7,408	7,500	13,850	13,850	-
Disposal Fees	1,355	1,352	1,500	1,800	1,800	-
Disposal Fees-EMS8	348	348	350	350	300	(50)
Disposal Fees-EMS9	348	348	350	350	300	(50)
Maint and Repair-Records	312	-	-	-	-	-
Other Contracted Services	122	1,922	480	2,000	2,000	-
Other Contracted Services-EMS6	2,795	1,275	1,520	-	1,525	1,525
Other Contracted Services-EMS8	1,382	1,485	1,547	1,464	1,520	56
Custodial Supplies	10,782	11,438	20,063	10,500	10,500	-
Data Processing Supplies	4,896	3,423	3,640	4,000	4,000	-
Diesel Fuel	146,628	144,763	150,000	140,000	140,000	-
Drugs and Medical Supplies	313,575	324,946	460,091	335,000	400,000	65,000
Equipment and Machinery Parts	3,325	35	5,000	6,000	6,000	-
Fertilizer Lime and Seed	-	480	-	750	-	(750)
Food Preparation Supplies	30	256	500	500	500	-
Food Supplies	1,253	255	1,500	1,500	1,500	-
Gasoline	16,463	19,691	23,000	18,500	23,000	4,500
General Construction Materials	2,715	3,636	2,600	2,600	2,600	-
Instructional Supplies and Materials	473	1,055	4,000	4,000	4,000	-
Lubricants	5,140	11,345	12,000	15,000	15,000	-
Office Supplies	3,708	3,155	2,980	3,000	3,000	-
Small Tools	-	3,610	1,500	5,000	5,000	-
Textbooks	3,953	1,352	2,500	5,000	5,000	-

**Sumner County, Tennessee
General Fund
Statement of Appropriations**

	Expenditures 2017-2018	Expenditures 2018-2019	Estimated Expenditures 2019-2020	Original Budget		Difference
				2019-2020	2020-2021	
Tires and Tubes	11,549	16,482	30,299	19,800	19,800	-
Uniforms	107,363	63,117	75,000	98,000	98,000	-
Vehicle Parts	57,977	63,958	50,000	66,350	62,300	(4,050)
Gravel and Chert	-	-	-	150	-	(150)
Chemicals	247	239	250	250	250	-
Other Supplies and Materials	423	2,137	2,099	750	2,500	1,750
Liability Insurance	24,412	24,288	25,001	27,000	25,001	(1,999)
Refunds	34,424	12,814	-	16,500	-	(16,500)
In-service/Staff Development	35,337	36,593	14,600	35,600	25,000	(10,600)
Criminal Investigation of Applicants	263	578	2,281	1,500	1,500	-
Other Charges	754	269	900	900	900	-
Communication Equipment	10,411	4,972	6,977	9,500	9,500	-
Data Processing Equipment	10,543	24,751	18,012	15,000	15,000	-
Food Service Equipment	988	2,922	1,000	2,500	2,500	-
Furniture and Fixtures	7,619	7,040	13,000	13,000	5,000	(8,000)
Office Equipment	116	309	850	1,500	1,499	(1)
Traffic Control Equipment	-	-	4,757	6,500	3,000	(3,500)
Traffic Control Equipment-EMS6	-	4,265	-	-	-	-
Health Equipment	1,164	7,987	93,902	16,000	15,000	(1,000)
Other Equipment	2,396	65,942	14,218	4,000	4,000	-
	\$ 9,090,183	\$ 9,458,037	\$ 10,360,752	\$ 10,306,513	\$ 10,766,577	\$ 460,064
Appropriations to State						
Health Department	\$ 54,436	\$ 54,436	\$ 56,480	\$ 56,480	\$ 56,480	\$ -
Vocational/TN Rehabilitation Training Center	158,745	158,745	158,745	158,745	158,745	-
	\$ 213,181	\$ 213,181	\$ 215,225	\$ 215,225	\$ 215,225	\$ -
General Welfare Assistance						
Pauper Burials	\$ 6,050	\$ 7,150	\$ 8,000	\$ 11,000	\$ 11,000	\$ -
	\$ 6,050	\$ 7,150	\$ 8,000	\$ 11,000	\$ 11,000	\$ -
Other Public Health and Welfare						
Rentals	\$ -	\$ -	\$ 105,000	\$ -	\$ -	\$ -
	\$ -	\$ -	\$ 105,000	\$ -	\$ -	\$ -
Senior Citizens Assistance						
Gallatin Senior Citizens Center	\$ 14,000	\$ 14,000	\$ 14,000	\$ 14,000	\$ -	\$ (14,000)
Hendersonville Senior Citizens Center	15,000	15,000	15,000	15,000	-	(15,000)
Portland Senior Citizens Center	9,000	9,000	9,000	9,000	-	(9,000)
Westmoreland Senior Citizens Center	3,000	3,000	3,000	3,000	-	(3,000)
White House Senior Citizens Center	9,500	9,500	9,500	9,500	-	(9,500)
Elderly Tax Relief	223,636	199,933	240,000	240,000	240,000	-
	\$ 274,136	\$ 250,433	\$ 290,500	\$ 290,500	\$ 240,000	\$ (50,500)
Libraries						
Gallatin Library						
Supervisor/Director	\$ -	\$ -	\$ -	\$ -	\$ 51,672	\$ 51,672
Librarians	349,149	364,032	364,691	389,036	337,363	(51,672)
Longevity	6,375	6,825	7,875	7,425	7,575	150
Social Security	20,124	21,114	21,141	23,019	22,905	(115)
Retirement	35,073	36,694	33,918	35,335	35,492	157
Group Life Insurance	612	618	631	653	653	-
Health Insurance	104,872	91,081	100,153	94,188	101,107	6,920
Dental Insurance	3,237	2,951	3,560	3,041	3,544	502
Employer Medicare	4,707	4,938	4,944	5,384	5,357	(27)
Advertising	-	200	200	200	200	-
Communication	1,722	1,688	1,800	1,800	1,800	-
Data Processing Services	8,952	10,805	12,398	1,200	10,898	9,698
Dues and Memberships	350	350	350	350	350	-
Janitorial Services	14,400	14,700	15,000	15,000	15,000	-
Licenses	-	-	202	-	204	204
Maintenance Agreements	6,282	6,794	10,000	6,000	6,000	-
Maint and Repair-Building	-	-	-	500	3,500	3,000

**Sumner County, Tennessee
General Fund
Statement of Appropriations**

	Expenditures 2017-2018	Expenditures 2018-2019	Estimated Expenditures 2019-2020	Original Budget		Difference
				2019-2020	2020-2021	
Maint and Repair-Equipment	120	185	200	500	500	-
Postal Charges	420	427	450	450	450	-
Printing, Stationery and Forms	926	2,056	500	500	500	-
Travel	798	725	600	500	1,000	500
Disposal Fees	576	576	600	600	600	-
Permits	55	55	56	66	66	-
Other Contracted Services	5,317	5,940	5,000	6,000	6,000	-
Custodial Supplies	450	340	717	350	700	350
Data Processing Supplies	1,842	2,084	700	2,200	2,200	-
Electricity	24,067	24,530	24,000	25,000	25,000	-
Food Preparation Supplies	354	398	400	400	400	-
Food Supplies	1,390	1,481	1,510	1,510	1,510	-
General Construction Materials	129	612	50	50	50	-
Instructional Supplies and Materials	1,499	1,654	1,298	1,500	2,600	1,100
Library Books/Media	36,893	36,633	35,000	35,000	37,000	2,000
Office Supplies	10,778	7,423	9,000	9,000	9,000	-
Periodicals	1,640	1,815	1,595	1,800	1,800	-
Water and Sewer	1,539	2,243	2,500	2,320	2,320	-
Software	-	-	800	10,198	500	(9,698)
Other Supplies and Materials	98	195	473	100	100	-
In-service/Staff Development	75	30	105	200	200	-
Communication Equipment	-	-	800	-	-	-
Furniture and Fixtures	288	1,544	7,704	7,704	500	(7,204)
Other Equipment	-	-	33	-	50	50
Data Processing Equipment	8,209	9,904	8,200	7,000	7,000	-
Sub-total (Gallatin Library)	\$ 653,318	\$ 663,640	\$ 679,154	\$ 696,078	\$ 703,665	\$ 7,588

Hendersonville Library

Supervisor/Director	\$ -	\$ -	\$ -	\$ -	\$ 49,883	\$ 49,883
Librarians	398,312	387,120	390,099	437,322	387,439	(49,883)
Longevity	5,925	4,650	5,850	5,850	6,225	375
Social Security	23,040	22,900	22,698	26,373	26,273	(100)
Retirement	34,697	33,615	31,307	34,788	34,949	161
Group Life Insurance	608	576	593	641	643	2
Health Insurance	77,703	61,060	74,075	66,089	73,288	7,199
Dental Insurance	2,679	2,110	2,739	2,381	2,727	345
Medicare	5,435	5,383	5,308	6,168	6,145	(23)
Communication	3,080	3,407	3,400	3,700	3,700	-
Data Processing Services	11,306	12,593	10,000	1,500	1,500	-
Dues and Memberships	683	541	900	650	650	-
Janitorial Services	18,230	19,251	17,300	20,500	20,500	-
Maintenance Agreements	7,831	8,113	8,100	8,300	8,300	-
Maint and Repair-Building	378	2,678	2,930	6,000	6,000	-
Maint and Repair-Equipment	1,592	601	3,500	2,500	2,500	-
Pest Control	-	-	-	100	100	-
Postal Charges	801	661	800	1,000	1,000	-
Printing, Stationery and Forms	627	4,007	3,300	3,300	3,300	-
Travel	1,867	744	600	600	600	-
Disposal Fees	1,002	1,425	1,400	1,400	1,400	-
Permits	110	110	110	300	300	-
Maint and Repair-Records	-	-	-	50	50	-
Other Contracted Services	1,842	3,431	6,520	7,000	7,000	-
Custodial Supplies	2,827	3,494	5,000	2,500	2,500	-
Data Processing Supplies	20	492	500	500	500	-
Drugs and Medical Supplies	-	107	100	100	100	-
Electricity	42,828	51,382	46,000	48,000	48,000	-
Food Preparation Supplies	80	69	200	200	200	-
Food Supplies	335	120	200	200	200	-
General Construction Materials	377	1,036	1,150	750	750	-
Instructional Supplies and Materials	1,145	952	1,000	1,000	1,000	-
Library Books/Media	52,226	55,173	60,000	60,000	60,000	-
Office Supplies	5,232	7,199	5,200	4,000	4,000	-
Periodicals	2,457	2,449	2,500	2,500	2,500	-
Water and Sewer	3,589	4,457	4,500	5,300	5,300	-
Software	-	-	1,900	10,000	10,000	-

**Sumner County, Tennessee
General Fund
Statement of Appropriations**

	Expenditures 2017-2018	Expenditures 2018-2019	Estimated Expenditures 2019-2020	Original Budget		Difference
				2019-2020	2020-2021	
Other Supplies and Materials	450	640	654	600	600	-
In-service/Staff Development	105	735	800	800	800	-
Other Charges	-	-	300	500	500	-
Communication Equipment	-	1,670	-	-	-	-
Data Processing Equipment	7,734	15,444	20,581	14,500	14,500	-
Food Service Equipment	-	-	1,033	-	-	-
Furniture and Fixtures	580	843	7,200	5,000	5,000	-
Office Equipment	-	-	440	-	-	-
Other Equipment	-	-	25,500	500	500	-
Sub-total (Hendersonville Library)	\$ 717,733	\$ 721,238	\$ 776,287	\$ 793,461	\$ 801,421	\$ 7,959
Portland Library						
Supervisor/Director	\$ -	\$ -	\$ -	\$ -	\$ 45,000	\$ 45,000
Librarians	227,253	247,052	227,785	237,880	189,880	(48,000)
Custodial Personnel	-	-	16,918	19,182	18,182	(1,000)
Longevity	4,050	4,950	5,250	5,250	5,625	375
Social Security	13,076	14,320	13,931	15,583	15,179	(403)
Retirement	18,879	20,172	18,686	19,305	19,065	(240)
Group Life Insurance	333	334	351	353	349	(4)
Health Insurance	40,549	39,808	47,085	41,799	52,249	10,450
Dental Insurance	915	934	1,185	980	1,483	502
Employer Medicare	3,195	3,494	3,406	3,644	3,550	(94)
Advertising	-	219	120	-	150	150
Communication	1,309	1,312	1,416	1,416	1,300	(116)
Data Processing Services	9,397	7,336	7,696	7,696	7,600	(96)
Dues and Memberships	450	475	480	455	480	25
Janitorial Services	4,625	620	-	-	-	-
Licenses	450	379	572	450	400	(50)
Maintenance Agreements	4,162	4,892	4,200	3,720	4,100	380
Maint and Repair-Building	2,972	5,434	3,928	850	850	-
Maint and Repair-Equipment	1,270	1,251	1,252	1,080	1,500	420
Pest Control	1,314	1,337	1,350	1,314	1,340	26
Postal Charges	271	130	250	600	400	(200)
Printing, Stationery and Forms	182	2,190	1,775	700	300	(400)
Travel	1,139	1,703	1,000	592	1,700	1,108
Other Contracted Services	990	2,890	-	1,500	1,500	-
Custodial Supplies	1,499	2,000	1,867	1,500	2,000	500
Data Processing Supplies	558	1,552	724	2,000	1,000	(1,000)
Drugs and Medical Supplies	12	50	-	-	1,700	1,700
Electricity	14,484	13,436	16,000	24,000	18,300	(5,700)
Food Preparation Supplies	137	120	50	50	150	100
Food Supplies	99	99	316	100	100	-
General Construction Materials	611	999	580	1,000	500	(500)
Instructional Supplies and Materials	95	97	157	100	100	-
Library Books/Media	28,329	31,496	30,414	27,500	31,500	4,000
Natural Gas	2,477	2,432	3,000	12,000	9,000	(3,000)
Office Supplies	2,471	5,750	6,873	2,500	6,500	4,000
Periodicals	914	1,744	1,600	1,750	1,750	-
Small Tools	-	-	7	-	-	-
Water and Sewer	276	350	500	500	400	(100)
Software	-	-	56	-	60	60
Other Supplies and Materials	1,384	1,435	1,160	2,000	1,500	(500)
In-service/Staff Development	234	335	1,500	800	1,200	400
Other Charges	-	-	84	1,000	150	(850)
Communication Equipment	-	-	50	560	60	(500)
Data Processing Equipment	7,915	7,421	5,522	4,800	4,000	(800)
Furniture and Fixtures	3,077	1,614	3,347	600	1,000	400
Other Equipment	991	575	1,203	-	-	-
Sub-total (Portland Library)	\$ 402,344	\$ 432,737	\$ 433,646	\$ 447,109	\$ 453,152	\$ 6,043

Sumner County, Tennessee
General Fund
Statement of Appropriations

	Expenditures 2017-2018	Expenditures 2018-2019	Estimated Expenditures 2019-2020	Original Budget		Difference
				2019-2020	2020-2021	
Westmoreland Library						
Supervisor/Director	\$ -	\$ -	\$ -	\$ -	\$ 38,657	\$ 38,657
Librarians	91,155	91,206	93,586	101,156	62,499	(38,657)
Longevity	3,750	2,850	1,425	1,425	1,650	225
Social Security	5,077	5,004	4,899	5,606	5,637	31
Retirement	9,175	8,977	8,500	9,002	9,047	45
Group Life Insurance	94	148	165	167	167	-
Health Insurance	38,386	37,789	45,608	45,608	45,608	-
Dental Insurance	1,185	1,173	899	1,401	899	(502)
Employer Medicare	1,187	1,170	1,146	1,311	1,318	7
Communication	2,152	2,071	2,049	2,500	2,200	(300)
Data Processing Services	3,498	3,278	4,119	3,213	3,900	687
Dues and Memberships	-	75	125	-	200	200
Janitorial Services	4,200	4,350	4,200	4,400	4,980	580
Licenses	-	134	140	-	135	135
Maintenance Agreements	-	20	450	250	650	400
Maint and Repair-Building	-	-	236	600	600	-
Postal Charges	138	155	74	200	125	(75)
Printing Stationary and Forms	-	465	-	-	-	-
Travel	204	471	500	350	350	-
Other Contracted Services	1,420	1,345	1,638	1,440	1,440	-
Custodial Supplies	447	813	775	800	700	(100)
Data Processing Supplies	1,290	1,018	737	750	300	(450)
Duplicating Supplies	55	122	-	200	-	(200)
Electricity	7,046	7,466	6,728	8,300	7,800	(500)
Food Preparation Supplies	-	-	8	-	-	-
Food Supplies	-	-	38	-	-	-
General Construction Materials	-	34	71	-	98	98
Instructional Supplies and Materials	-	99	330	-	100	100
Library Books/Media	5,213	6,822	7,100	6,700	6,700	-
Office Supplies	579	969	1,463	770	620	(150)
Periodicals	-	6	20	50	50	-
Water and Sewer	1,574	1,518	1,600	2,000	1,800	(200)
Chemicals	-	-	11	-	-	-
Software	-	-	79	-	-	-
Other Supplies and Materials	-	184	483	-	100	100
Inservice/Staff Development	-	75	350	-	75	75
Data Processing Equipment	1,421	2,092	1,219	1,500	1,295	(205)
Furniture and Fixtures	-	-	366	-	-	-
Other Equipment	-	555	-	-	-	-
Sub-total (Westmoreland Library)	\$ 179,246	\$ 182,454	\$ 191,137	\$ 199,700	\$ 199,701	\$ 1
Millersville Library						
Supervisor/Director	\$ -	\$ -	\$ -	\$ -	\$ 38,239	\$ 38,239
Librarians	134,250	141,982	157,340	149,875	111,636	(38,239)
Librarians/STEM	-	453	-	-	-	-
Longevity	525	1,200	1,425	1,425	1,500	75
Social Security	7,933	8,772	9,599	9,265	9,138	(127)
Retirement	9,516	10,151	9,156	10,056	9,874	(182)
Group Life Insurance	176	167	174	186	184	(2)
Health Insurance	24,792	7,969	11,533	6,920	13,840	6,920
Dental Insurance	564	246	901	239	980	741
Employer Medicare	1,855	2,052	2,245	2,167	2,137	(30)
Communication	1,916	2,052	2,100	2,200	2,200	-
Data Processing Services	12,442	10,571	11,191	12,100	12,000	(100)
Data Processing Services/STEM	76	-	-	-	-	-
Dues and Memberships	414	610	579	415	375	(40)
Dues and Memberships/STEM	419	-	-	-	-	-
Janitorial Services	7,000	5,745	7,800	7,800	7,800	-
Licenses	323	135	139	250	150	(100)
Maintenance Agreements	2,600	2,743	3,100	3,040	3,040	-
Maint and Repair-Building	149	767	-	200	100	(100)
Maint and Repair-Equipment	606	459	488	610	250	(360)
Maint and Repair-Office Equipment	-	-	-	100	-	(100)

**Sumner County, Tennessee
General Fund
Statement of Appropriations**

	Expenditures 2017-2018	Expenditures 2018-2019	Estimated Expenditures 2019-2020	Original Budget		Difference
				2019-2020	2020-2021	
Pest Control	234	-	-	-	-	-
Postal Charges	344	167	200	150	150	-
Printing, Stationery and Forms	426	327	1,182	500	100	(400)
Travel	1,531	1,391	866	1,436	637	(799)
Disposal Fees	187	178	210	210	210	-
Other Contracted Services	5,010	4,642	4,319	4,200	4,200	-
Other Contracted Services/STEM	-	348	-	-	-	-
Custodial Supplies	950	931	1,090	700	700	-
Data Processing Supplies	1,183	553	200	1,000	500	(500)
Drugs and Medical Supplies	65	-	228	-	-	-
Electricity	7,382	7,874	8,300	9,300	9,171	(129)
Fertilizer Lime and Seed	-	155	456	-	-	-
Food Preparation Supplies	149	35	250	250	100	(150)
Food Supplies	504	455	750	250	150	(100)
General Construction Materials	231	118	330	200	50	(150)
Instructional Supplies and Materials	1,036	2,349	2,997	750	500	(250)
Instructional Supplies and Materials/STEM	-	921	-	-	-	-
Library Books/Media	12,488	17,036	20,386	16,015	16,015	-
Natural Gas	1,323	1,455	1,460	2,400	2,400	-
Office Supplies	2,096	2,105	1,500	-	500	500
Periodicals	779	362	1,425	500	1,400	900
Small Tools	-	74	78	-	-	-
Water and Sewer	566	861	800	1,200	1,232	32
Software	-	-	-	300	100	(200)
Other Supplies and Materials	2,427	628	801	500	100	(400)
In-service/Staff Development	387	265	400	400	200	(200)
Other Charges	32	148	59	5,000	2,500	(2,500)
Communication Equipment	639	-	-	-	-	-
Data Processing Equipment	7,384	2,742	3,679	2,000	500	(1,500)
Data Processing Equipment/STEM	-	1,448	-	-	-	-
Furniture and Fixtures	828	3,261	3,227	1,000	250	(750)
Office Equipment	194	839	-	100	100	-
Other Equipment	184	1,100	232	-	7,396	7,396
Sub-total (Millersville Library)	\$ 254,115	\$ 248,842	\$ 273,196	\$ 255,209	\$ 262,604	\$ 7,396
<u>Other Social, Cultural and Recreational</u>						
Other Charges/Civil War Signs	\$ -	\$ -	\$ -	\$ 121,485	\$ 121,485	\$ -
Other Construction-Brown Park Development	-	-	-	500,000	500,000	-
	\$ -	\$ -	\$ -	\$ 621,485	\$ 621,485	\$ -
<u>Agriculture Extension Agency</u>						
Admin-Extension Agents	\$ 126,427	\$ 127,576	\$ 153,869	\$ 270,636	\$ 268,540	\$ (2,097)
Assistants 4-H Program	124,958	120,142	116,012	46,592	48,688	2,096
Secretary(s)	32,678	17,465	19,918	(0)	-	0
Longevity	6,004	4,815	4,500	4,500	4,241	(259)
Social Security	14,035	12,705	10,764	18,462	17,015	(1,446)
Retirement	38,153	35,261	26,824	35,390	49,533	14,143
Group Life Insurance	337	278	276	618	400	(218)
Health Insurance	63,494	66,523	86,892	105,163	99,486	(5,678)
Dental Insurance	2,150	1,908	1,634	899	899	-
Employer Medicare	3,807	3,532	2,789	4,318	4,566	249
Unemployment Compensation	7	23	50	100	100	-
Other Fringe Benefits	53	115	250	450	400	(50)
Communication	1,693	1,292	1,500	3,000	2,200	(800)
Data Processing Services	780	915	1,025	900	1,200	300
Dues and Memberships	465	435	550	550	550	-
Maintenance Agreements	1,171	1,228	1,200	1,400	1,400	-
Maint and Repair-Buildings	75	85	100	100	100	-
Maint and Repair-Equipment	93	45	100	100	100	-
Travel	6,150	5,450	5,500	6,200	6,200	-
Permits	50	-	50	100	100	-
Data Processing Supplies	-	-	-	500	500	-
Food Supplies	-	181	-	-	200	200
Office Supplies	2,309	2,614	1,500	1,500	1,500	-

**Sumner County, Tennessee
General Fund
Statement of Appropriations**

	Expenditures 2017-2018	Expenditures 2018-2019	Estimated Expenditures 2019-2020	Original Budget		Difference
				2019-2020	2020-2021	
Data Processing Equipment	2,438	6,184	4,050	2,500	2,800	300
	\$ 427,327	\$ 408,772	\$ 439,353	\$ 503,978	\$ 510,718	\$ 6,740
<u>Soil Conservation</u>						
Secretary(s)	\$ 25,946	\$ 31,276	\$ 32,863	\$ 32,840	32,840	\$ (0)
Longevity	2,100	2,100	2,100	2,100	2,100	-
Social Security	1,480	1,759	1,832	1,875	1,880	5
Retirement	3,295	3,922	3,806	3,843	3,843	(0)
Group Life Insurance	64	65	67	67	67	-
Health Insurance	16,543	16,543	17,370	17,370	17,370	-
Dental Insurance	628	616	503	660	502	(157)
Employer Medicare	346	411	428	439	440	1
Data Processing Services	-	15	18	-	20	20
Dues and Memberships	775	1,100	1,100	1,050	1,050	-
Postal Charges	-	-	240	-	-	-
Travel	1,856	1,290	934	1,500	1,750	250
Custodial Supplies	-	-	12	-	-	-
Data Processing Supplies	333	193	171	-	-	-
Drugs and Medical Supplies	-	-	125	-	-	-
Office Supplies	145	-	500	-	-	-
Periodicals	20	25	-	-	-	-
Furniture and Fixtures	-	-	150	-	-	-
In-service/Staff Development	735	490	800	1,450	1,180	(270)
	\$ 54,266	\$ 59,805	\$ 63,019	\$ 63,194	\$ 63,043	\$ (151)
<u>Tourism, Economic and Community Dev</u>						
Sumner County Tourism	\$ 560,000	\$ 650,000	\$ 682,500	\$ 682,500	\$ 586,058	\$ (96,443)
Sumner County Tourism/Hospital Proceeds	-	-	57,244	57,244	-	(57,244)
	\$ 560,000	\$ 650,000	\$ 739,744	\$ 739,744	\$ 586,058	\$ (153,687)
<u>Industrial Development</u>						
Forward Sumner	\$ 85,000	\$ 100,000	\$ 100,000	\$ 100,000	\$ 100,000	\$ -
	\$ 85,000	\$ 100,000	\$ 100,000	\$ 100,000	\$ 100,000	\$ -
<u>Veterans Services</u>						
Veterans Officer	\$ 48,607	\$ 49,579	\$ 46,929	\$ 52,058	\$ 52,058	\$ (0)
Assistants	-	18,215	31,935	34,262	34,526	265
Part-time Personnel	14,784	4,308	-	-	-	-
Longevity	525	600	975	975	1,050	75
Social Security	3,877	4,422	4,570	5,396	5,125	(270)
Retirement	5,773	8,036	8,601	9,530	9,640	110
Group Life Insurance	102	136	172	177	182	4
Health Insurance	-	-	13,121	-	17,370	17,370
Dental Insurance	479	479	987	502	1,162	660
Employer Medicare	907	1,034	1,069	1,262	1,199	(63)
Communication	1,105	936	1,200	-	-	-
Data Processing Services	848	1,080	1,350	1,272	1,272	-
Maintenance Agreements	446	520	900	-	-	-
Postal Charges	112	304	300	-	-	-
Printing, Stationery and Forms	63	96	200	500	500	-
Travel	-	123	834	-	-	-
Maint and Repair-Records	-	40	309	-	-	-
Data Processing Supplies	174	249	275	-	-	-
Food Preparation Supplies	-	-	25	-	-	-
Food Supplies	-	158	250	-	-	-
Office Supplies	489	811	400	1,500	1,500	-
Periodicals	256	-	197	-	-	-
Other Supplies and Materials	-	-	26	-	-	-
Data Processing Equipment	1,145	1,369	1,185	3,000	3,000	-
Furniture and Fixtures	-	263	110	1,000	1,000	-
	\$ 79,692	\$ 92,758	\$ 115,919	\$ 111,434	\$ 129,584	\$ 18,150

**Sumner County, Tennessee
General Fund
Statement of Appropriations**

	Expenditures 2017-2018	Expenditures 2018-2019	Estimated Expenditures 2019-2020	Original Budget		Difference
				2019-2020	2020-2021	
Other County Expenses						
Disposal Fees/State Tire Disposal Grant	\$ 157,851	\$ 150,082	\$ 190,000	\$ 190,000	\$ 190,000	\$ -
Trustee's Commission	677,986	697,632	790,000	770,000	793,488	23,488
Legal Services-Walk Across Sumner	-	487	-	-	-	-
Other Charges/Walk Across Sumner	28,987	16,408	14,611	14,611	-	(14,611)
	\$ 864,824	\$ 864,609	\$ 994,611	\$ 974,611	\$ 983,488	\$ 8,877
Contributions						
Sumner County Resource Authority	\$ 100,000	\$ 100,000	\$ 100,000	\$ 100,000	\$ 100,000	\$ -
Ashley's Place (Child Advocacy Center)	5,000	5,000	5,000	5,000	5,000	-
Cumberland Crisis Pregnancy Center	2,500	2,500	2,500	2,500	-	(2,500)
HomeSafe	2,500	2,500	2,500	2,500	-	(2,500)
Mid-Cumberland HRA Dues	17,671	17,671	17,671	17,671	17,671	-
Regional Transportation Authority	55,597	55,597	55,597	55,597	55,597	-
Salvus Center Inc	5,000	5,000	5,000	5,000	-	(5,000)
TN Small Business Development Center	5,000	5,000	5,000	5,000	5,000	-
Adult Education Program	40,000	40,000	40,000	40,000	40,000	-
Transit Alliance	-	-	3,500	-	-	-
Habitat for Humanity	-	-	5,433	-	-	-
Sumner County Teen Center	2,500	2,500	2,500	2,500	-	(2,500)
Mid-Cumberland Meals-on-Wheels	2,500	2,500	2,500	2,500	2,500	-
Sumner County Airport	1,198,802	-	-	-	-	-
Portland Airport	8,485	30,886	50,000	50,000	50,000	-
Cumberland River Compact	-	2,500	-	-	-	-
Charitable Nonprofits Not Allocated	-	-	-	-	75,000	75,000
	\$ 1,445,555	\$ 271,654	\$ 297,201	\$ 288,268	\$ 350,768	\$ 62,500
Employee Benefits						
Retirement/Retirees' Employer Medicare Supp	\$ 3,488	\$ 4,488	\$ 5,500	\$ 3,500	\$ 3,500	\$ -
Health Insurance	59,211	57,152	47,576	75,000	75,000	-
Unemployment Compensation	-	-	20,000	40,000	40,000	-
Unemp Comp-General Government	-	-	-	-	-	-
Unemp Comp-Finance	-	3,534	-	-	-	-
Unemp Comp-Admin of Justice	6,992	-	-	-	-	-
Unemp Comp-Public Safety	4,940	77	-	-	-	-
Unemp Comp-Public Health and Welfare	-	2,851	-	-	-	-
Unemp Comp-Ag & Nat Res	60	528	-	-	-	-
Unemp Comp-Social, Cultural and Recreational	4,803	1,158	-	-	-	-
	\$ 79,494	\$ 69,788	\$ 73,076	\$ 118,500	\$ 118,500	\$ -
Miscellaneous						
Judicial District Drug Task Force						
Investigator	\$ 59,850	\$ 31,378	\$ 17,500	\$ 58,757	\$ 55,479	\$ (3,278)
Clerical Personnel	35,419	36,127	36,406	36,128	36,406	278
Overtime	12,904	9,641	-	18,360	18,360	-
Other Salaries and Wages	3,750	5,000	8,000	5,000	8,000	3,000
Longevity	1,500	825	1,200	1,200	975	(225)
Social Security	6,763	4,960	3,523	7,041	7,027	(14)
Retirement	11,712	7,678	4,057	11,489	10,584	(905)
Group Life Insurance	176	117	76	175	198	22
Health Insurance	13,420	9,336	6,920	21,039	21,039	-
Dental Insurance	865	723	660	1,162	1,162	-
Employer Medicare	1,582	1,160	824	1,647	1,643	(3)
Sub-total (Judicial District Drug Task Force)	\$ 147,941	\$ 106,945	\$ 79,165	\$ 161,998	\$ 160,873	\$ (1,125)
District Attorney						
Clerical Personnel	\$ 3,961	\$ 2,135	\$ 6,498	\$ 6,498	\$ 6,498	\$ -
Social Security	246	132	403	403	403	-
Employer Medicare	57	31	94	94	94	-
Sub-total (District Attorney)	\$ 4,264	\$ 2,298	\$ 6,995	\$ 6,995	\$ 6,995	\$ -

Sumner County, Tennessee
 General Fund
 Statement of Appropriations

	Expenditures 2017-2018	Expenditures 2018-2019	Estimated Expenditures 2019-2020	Original Budget		Difference
				2019-2020	2020-2021	
Traffic Control						
Maint and Repair-Equipment	\$ 340	\$ 445	\$ 4,000	\$ 8,000	\$ 8,000	\$ -
Matching Share-SR52/US31W	-	-	24,787	-	-	-
	\$ 340	\$ 445	\$ 28,787	\$ 8,000	\$ 8,000	\$ -
Public Health and Welfare						
Building Construction/Home Grant	\$ -	\$ (28,300)	\$ -	\$ -	\$ -	\$ -
	\$ -	\$ (28,300)	\$ -	\$ -	\$ -	\$ -
Social, Cultural and Recreational						
Other Contracted Services/Bridal House	\$ 2,330	\$ -	\$ -	\$ -	\$ -	\$ -
Other Equipment/Bridal House	-	874	-	-	-	-
Building Improvements/Bridal House	27,772	21,000	-	-	21,995	21,995
	\$ 30,102	\$ 21,874	\$ -	\$ -	\$ 21,995	\$ 21,995
Total Appropriations	\$ 59,829,111	\$ 60,177,799	\$ 66,703,616	\$ 70,152,557	\$ 72,033,780	\$ 1,881,223

Courthouse and Jail Maintenance Fund

Sumner County, Tennessee
 Courthouse and Jail Maintenance Fund
 Summary

	Actual	Actual	Estimated	Original Budget		Difference
	Budgetary 2017-2018	Budgetary 2018-2019	Budgetary 2019-2020	2019-2020	2020-2021	
Beginning Balance						
Restricted	\$ 178,509	\$ 265,147	\$ 233,689	\$ 233,584	\$ 46,627	\$ (186,957)
Total	\$ 178,509	\$ 265,147	\$ 233,689	\$ 233,584	\$ 46,627	\$ (186,957)
Revenues/Sources						
Local Taxes	\$ 338,417	\$ 308,243	\$ 278,815	\$ 300,000	\$ 298,133	\$ (1,867)
Charges for Current Services	342,507	319,239	340,000	325,000	330,000	5,000
Other Local Revenues	105	208	188	188	188	-
State of Tennessee	8,183	-	-	-	-	-
Total	\$ 689,212	\$ 627,690	\$ 619,003	\$ 625,188	\$ 628,321	\$ 3,133
Expenditures/Uses						
General Government	\$ 602,574	\$ 659,148	\$ 806,064	\$ 821,499	\$ 674,948	\$ (146,551)
Total	\$ 602,574	\$ 659,148	\$ 806,064	\$ 821,499	\$ 674,948	\$ (146,551)
Ending Balance						
Restricted	\$ 265,147	\$ 233,689	\$ 46,627	\$ 37,273	\$ 0	\$ (37,273)
Total	\$ 265,147	\$ 233,689	\$ 46,627	\$ 37,273	\$ 0	\$ (37,273)

Sumner County, Tennessee
Courthouse and Jail Maintenance Fund
Statement of Revenues

	Revenues	Revenues	Estimated	Original Budget		Difference
	2017-2018	2018-2019	Revenues	2019-2020	2020-2021	
			2019-2020			
Local Taxes						
Litigation Tax	\$ 338,417	\$ 308,243	\$ 278,815	\$ 300,000	\$ 298,133	\$ (1,867)
Charges for Current Services						
Telephone Commissions	342,507	319,239	340,000	325,000	330,000	5,000
State Revenues						
Other State Grants/AOC	8,183	-	-	-	-	-
Other Local Revenues						
Miscellaneous Revenues	105	208	188	188	188	-
Total Revenues	\$ 689,212	\$ 627,690	\$ 619,003	\$ 625,188	\$ 628,321	\$ 3,133

**Sumner County, Tennessee
Courthouse and Jail Maintenance Fund
Statement of Appropriations**

	Estimated			Original Budget		Difference
	Expenditures 2017-2018	Expenditures 2018-2019	Expenditures 2019-2020	2019-2020	2020-2021	
County Buildings						
Communications	\$ 705	\$ -	\$ -	\$ -	\$ -	\$ -
Data Processing Services	11,034	9,542	8,365	9,000	9,000	-
Dues and Memberships	45	45	45	100	100	-
Evaluation and Testing	27	45	-	36	36	-
Janitorial Services	-	-	1,000	150	150	-
Maintenance Agreements	197,850	260,866	312,899	355,438	298,887	(56,551)
Maint and Repairs-Buildings	26,611	44,533	43,491	77,250	77,250	-
Maint and Repairs-Equipment	106,422	77,658	106,095	120,000	120,000	-
Maint and Repairs-Equipment/Animal Control	-	40	2,001	2,000	2,000	-
Maint and Repairs-Vehicles	159	3,370	18	3,000	3,000	-
Pest Control	12,631	11,244	13,538	15,000	15,000	-
Printing, Stationery and Forms	298	486	272	1,000	1,000	-
Rentals	250	401	5,640	500	500	-
Travel	145	132	-	200	200	-
Disposal Fees	21,967	24,572	19,103	25,000	25,000	-
Permits	325	375	325	500	500	-
Other Contracted Services	27,210	20,723	38,956	25,000	25,000	-
Concrete	1,134	463	-	300	300	-
Custodial Supplies	24,034	16,780	18,992	30,000	30,000	-
Data Processing Supplies	-	321	78	-	-	-
Drugs and Medical Supplies	-	-	-	400	400	-
Equipment and Machinery Parts	23,910	9,847	11,021	15,000	15,000	-
Equipment and Machinery Parts/Jail	-	7,193	7,196	5,000	5,000	-
Food Supplies	1,133	420	328	1,700	1,700	-
Gasoline	2,282	3,428	2,306	4,000	4,000	-
General Construction Materials	108,020	111,271	170,361	90,000	-	(90,000)
Lubricants	-	-	18	100	100	-
Propane Gas	-	-	-	350	350	-
Road Signs	-	303	-	-	-	-
Small Tools	6,026	7,832	4,368	6,000	6,000	-
Uniforms	576	662	229	1,500	1,500	-
Vehicle Parts	97	633	225	500	500	-
Gravel and Chert	-	-	-	1,000	1,000	-
Chemicals	246	61	38	250	250	-
Other Supplies and Materials	623	1,667	943	1,000	1,000	-
Trustee's Commission	6,311	6,171	7,700	7,700	7,700	-
In-service/Staff Development	-	-	-	500	500	-
Other Charges	-	-	620	-	-	-
Building Improvements	2,475	11,345	-	-	-	-
Data Processing Equipment	130	3,520	5,924	-	-	-
Food Service Equipment	13,514	3,696	7,600	12,000	12,000	-
Furniture and Fixtures	280	1,018	-	-	-	-
Maintenance Equipment	795	560	-	800	800	-
Other Equipment-Jail	-	12,668	9,124	-	-	-
Other Equipment-Greenway	-	-	-	1,225	1,225	-
Other Equipment	5,309	5,257	7,246	8,000	8,000	-
Total Appropriations	\$ 602,574	\$ 659,148	\$ 806,064	\$ 821,499	\$ 674,948	\$ (146,551)

Drug Control Fund

Sumner County, Tennessee
Drug Control Fund
Summary

	Actual	Actual	Estimated	Original Budget		Difference
	Budgetary 2017-2018	Budgetary 2018-2019	Budgetary 2019-2020	2019-2020	2020-2021	
Beginning Balance						
Restricted - Local	\$ 121,855	\$ 111,821	\$ 134,607	\$ 134,607	\$ 77,217	\$ (57,390)
Restricted - Federal	15,619	67	0	0	0	0
Total	\$ 137,474	\$ 111,888	\$ 134,607	\$ 134,607	\$ 77,217	\$ (57,390)
Revenues/Sources						
Fines, Forfeitures and Penalties	\$ 35,759	\$ 36,018	\$ 32,341	\$ 25,500	\$ 25,500	\$ -
Other Local Revenues	-	-	-	1,500	1,500	-
Federal Government	22	0	-	-	-	-
Total	\$ 35,781	\$ 36,018	\$ 32,341	\$ 27,000	\$ 27,000	\$ -
Expenditures/Uses						
Drug Enforcement - Local	\$ 45,793	\$ 13,232	\$ 89,731	\$ 72,010	\$ 73,010	\$ 1,000
Drug Enforcement - Federal	15,574	67	-	-	-	-
Total	\$ 61,367	\$ 13,299	\$ 89,731	\$ 72,010	\$ 73,010	\$ 1,000
Ending Balance						
Restricted - Local	\$ 111,821	\$ 134,607	\$ 77,217	\$ 89,597	\$ 31,207	\$ (58,390)
Restricted - Federal	67	0	0	0	0	0
Total	\$ 111,888	\$ 134,607	\$ 77,217	\$ 89,597	\$ 31,207	\$ (58,390)

Sumner County, Tennessee
Drug Control Fund
Statement of Revenues

	Revenues	Revenues	Estimated	Original Budget		Difference
	2017-2018	2018-2019	Revenues 2019-2020	2019-2020	2020-2021	
Drug Control Fund-Local Revenues						
<u>Fines, Forfeitures and Penalties</u>						
Drug Control Fines-Circuit	\$ 3,989	\$ 3,520	\$ 1,750	\$ 2,000	\$ 2,000	\$ -
Drug Control Fines-General Sessions	11,266	9,769	5,600	7,500	7,500	-
Drug Control Fines-Juvenile Court	-	150	-	-	-	-
Proceeds from Confiscated Property	4,504	6,579	8,991	-	-	-
Other General Service Charges/Livescan	16,000	16,000	16,000	16,000	16,000	-
<u>Other Local Revenue</u>						
Contribution and Gifts-Seized	-	-	-	1,500	1,500	-
Sub Total (Local Revenues)	\$ 35,759	\$ 36,018	\$ 32,341	\$ 27,000	\$ 27,000	\$ -
Drug Control Fund-Federal Revenues						
<u>Federal Government</u>						
Investment Income	\$ 22	\$ 0	\$ -	\$ -	\$ -	\$ -
Sub Total (Federal Revenues)	\$ 22	\$ 0	\$ -	\$ -	\$ -	\$ -
Total Drug Control Fund	\$ 35,781	\$ 36,018	\$ 32,341	\$ 27,000	\$ 27,000	\$ -

Sumner County, Tennessee
Drug Control Fund
Statement of Appropriations

	Expenditures 2017-2018	Expenditures 2018-2019	Estimated Expenditures 2019-2020	Original Budget		Difference
				2019-2020	2020-2021	
Drug Enforcement-Local Fund						
Contract with Government Agencies	\$ 2,680	\$ 2,680	\$ 2,680	\$ 2,680	\$ 2,680	\$ -
Data Processing Services-Livescan	4,500	4,500	10,000	25,000	25,000	-
Confidential Drug Enforcement Payments	-	-	-	4,000	-	(4,000)
Evaluation and Testing-Drug Tests	2,747	1,840	4,000	5,000	5,000	-
Drugs and Medical Supplies-ID Kits	2,352	3,864	4,550	-	-	-
Trustee's Commissions	294	348	330	330	330	-
Data Processing Equipment	-	-	450	-	-	-
Law Enforcement Equipment	-	-	32,721	-	-	-
Motor Vehicles	21,552	-	35,000	35,000	40,000	5,000
Other Equipment	11,668	-	-	-	-	-
Sub Total (Local Fund)	\$ 45,793	\$ 13,232	\$ 89,731	\$ 72,010	\$ 73,010	\$ 1,000
Drug Enforcement-Federal Fund						
Law Enforcement Supplies	\$ 600	\$ -	\$ -	\$ -	\$ -	\$ -
Data Processing Equipment	1,148	-	-	-	-	-
Other Supplies & Materials-Fed	-	67	-	-	-	-
Law Enforcement Equipment	13,826	-	-	-	-	-
Sub Total (Federal Fund)	\$ 15,574	\$ 67	\$ -	\$ -	\$ -	\$ -
Total Drug Control Fund	\$ 61,367	\$ 13,299	\$ 89,731	\$ 72,010	\$ 73,010	\$ 1,000

Debt Service Fund

Sumner County, Tennessee
General Debt Service Fund
Summary

	Actual	Actual	Estimated	Original Budget		Difference
	Budgetary 2017-2018	Budgetary 2018-2019	Budgetary 2019-2020	2019-2020	2020-2021	
Beginning Balance						
Restricted	\$ 24,237,675	\$ 20,752,025	\$ 14,751,684	\$ 14,751,685	\$ 15,810,154	\$ 1,058,469
Committed	1,333,663	2,932,557	5,489,084	5,489,084	4,001,562	(1,487,522)
Total	\$ 25,571,338	\$ 23,684,582	\$ 20,240,768	\$ 20,240,769	\$ 19,811,716	\$ (429,053)
Revenues/Sources						
Local Taxes	\$ 17,786,174	\$ 14,082,333	\$ 28,702,653	\$ 29,418,806	\$ 31,801,381	\$ 2,382,575
Other Local Revenues	1,598,893	3,751,710	2,870,000	3,250,000	851,808	(2,398,192)
State of Tennessee	8,437	11,183	35,841	38,572	41,252	2,679
Total	\$ 19,393,505	\$ 17,845,226	\$ 31,608,495	\$ 32,707,378	\$ 32,694,441	\$ (12,937)
Expenditures/Uses						
Other Operations						
General Government - Principal	\$ 1,568,384	\$ 1,630,630	\$ 1,693,044	\$ 1,693,044	\$ 4,096,989	\$ 2,403,945
Education - Principal	12,981,616	13,594,370	16,031,957	16,031,957	19,823,011	3,791,054
General Government - Interest	523,116	473,378	416,836	416,836	2,213,353	1,796,518
Education - Interest	5,962,203	5,405,693	9,887,430	9,887,430	8,153,128	(1,734,302)
General Government - Other	243,112	183,140	517,759	507,471	680,687	173,216
Education - Other	1,830	1,830	3,000	4,000	4,000	-
Other Financing Uses	-	-	3,487,522	-	-	-
Total	\$ 21,280,261	\$ 21,289,040	\$ 32,037,547	\$ 28,540,737	\$ 34,971,169	\$ 6,430,432
Ending Balance						
Restricted	\$ 20,752,025	\$ 14,751,684	\$ 15,810,154	\$ 16,918,326	\$ 12,752,720	\$ (4,165,606)
Committed	2,932,557	5,489,084	4,001,562	7,489,084	4,782,268	(2,706,816)
Total	\$ 23,684,582	\$ 20,240,768	\$ 19,811,716	\$ 24,407,410	\$ 17,534,988	\$ (6,872,422)

Sumner County, Tennessee
 General Debt Service Fund
 Statement of Revenues

	Revenues	Revenues	Estimated	Original Budget		Difference
	2017-2018	2018-2019	Revenues 2019-2020	2019-2020	2020-2021	
Local Taxes						
Current Property Taxes	\$ 5,060,175	\$ 1,316,207	\$ 16,332,135	\$ 16,302,745	\$ 19,646,748	\$ 3,344,003
Trustee Collections-Prior Years	171,458	45,335	12,101	12,648	177,360	164,712
Trustee Collections-Bankruptcies	9,881	803	2,797	810	2,857	2,047
Clerk and Master Collections-Prior Years	258,032	46,178	10,095	11,815	108,817	97,002
Interest and Penalty	29,159	9,688	11,524	15,397	38,794	23,397
Payment in Lieu Taxes	-	27,442	17,531	21,478	19,098	(2,380)
Payment in Lieu Taxes-TVA	153	59	603	694	722	28
Payment in Lieu Taxes-Local Utility	33,745	7,811	82,585	103,215	98,889	(4,326)
County Local Option Taxes						
Local Option Sales Tax	9,102,020	9,659,172	9,618,756	9,960,004	9,341,813	(618,191)
Litigation Tax	134,994	126,202	114,813	130,000	120,611	(9,389)
Adequate Facility Tax - Zone A	499,387	583,631	359,490	500,000	424,427	(75,573)
Adequate Facility Tax - Zone B/C	2,068,871	1,982,164	1,966,968	2,100,000	1,635,930	(464,070)
Adequate Facility Tax - Zone D	406,637	277,641	173,256	260,000	185,316	(74,684)
Interstate Telecommunication Tax	11,661	-	-	-	-	-
Other Local Revenues						
Interest Earned	1,405,332	2,556,527	2,000,000	2,000,000	780,706	(1,219,294)
2015 Bond MM Interest	193,562	406,891	-	-	-	-
2019 Bond MM Interest	-	788,291	870,000	1,250,000	34,102	(1,215,898)
2021 Bond MM Interest	-	-	-	-	37,000	37,000
State Revenues						
State Revenue Sharing-Telecommunications	-	2,746	27,404	30,135	32,814	2,679
Other State Revenue	8,437	8,437	8,437	8,437	8,437	-
Total Revenues	\$ 19,393,505	\$ 17,845,226	\$ 31,608,495	\$ 32,707,378	\$ 32,694,441	\$ (12,937)

Sumner County, Tennessee
General Debt Service Fund
Statement of Appropriations

	Expenditures 2017-2018	Expenditures 2018-2019	Estimated Expenditures 2019-2020	Original Budget		Difference
				2019-2020	2020-2021	
Principal on Debt						
General Government						
Principal on 2010 Bonds	\$ 972,806	\$ 1,004,528	\$ 1,039,775	\$ 1,039,775	\$ -	\$ (1,039,775)
Principal on 2013 Bonds	301,792	318,816	331,198	331,198	343,579	12,381
Principal on 2015 Bonds	293,786	307,286	322,071	322,071	336,857	14,786
Principal on 2021 Bonds	-	-	-	-	3,416,553	3,416,553
Education						
Principal on 2010 Bonds	407,194	420,472	435,226	435,226	-	(435,226)
Principal on 2011 Refunding	8,935,000	9,350,000	9,785,000	9,785,000	11,760,000	1,975,000
Principal on 2013 Bonds	1,648,208	1,741,184	1,808,802	1,808,802	1,876,421	67,619
Principal on 2015 Bonds	1,991,214	2,082,714	2,182,929	2,182,929	2,283,143	100,214
Principal on 2019 Bonds	-	-	1,820,000	1,820,000	3,240,000	1,420,000
Principal on 2021 Bonds	-	-	-	-	663,447	663,447
Interest on Debt						
General Government						
Interest on 2010 Bonds	90,513	61,329	31,193	31,193	-	(31,193)
Interest on 2013 Bonds	120,585	110,649	99,978	99,978	83,109	(16,869)
Interest on 2015 Bonds	312,018	301,399	285,664	285,664	269,191	(16,473)
Interest on 2021 Bonds	-	-	-	-	1,861,054	1,861,054
Education						
Interest on 2010 Bonds	37,887	25,671	13,057	13,057	-	(13,057)
Interest on 2011 Refunding	3,150,963	2,732,913	2,292,413	2,292,413	1,834,400	(458,013)
Interest on 2013 Bonds	658,565	604,301	546,022	546,022	453,891	(92,131)
Interest on 2015 Bonds	2,114,788	2,042,808	1,936,167	1,936,167	1,824,515	(111,652)
Interest on 2019 Bonds	-	-	5,099,772	5,099,772	3,678,931	(1,420,841)
Interest on 2021 Bonds	-	-	-	-	361,391	361,391
Other Debt Service						
General Government						
Trustee's Commission	242,612	182,640	514,759	495,971	669,187	173,216
Other Charges/Paying Agent Fee	500	500	500	1,500	1,500	-
Other Debt Service/Rebate and Costs	-	-	2,500	10,000	10,000	-
Education						
Other Charges/Paying Agent Fees	1,830	1,830	3,000	4,000	4,000	-
Other Financing Uses						
Transfers Out	-	-	3,487,522	-	-	-
Total Appropriations	\$ 21,280,261	\$ 21,289,040	\$ 32,037,547	\$ 28,540,737	\$ 34,971,169	\$ 6,430,432

Capital Projects Fund

**Sumner County, Tennessee
Capital Projects Fund
Summary**

	Actual	Actual	Estimated	Original Budget		Difference
	Budgetary 2017-2018	Budgetary 2018-2019	Budgetary 2019-2020	2019-2020	2020-2021	
Beginning Balance						
Restricted for 2013 Projects (5710)						
Non-education	\$ 338,130	\$ 324,438	\$ (1)	\$ 332,031	\$ 0	\$ (332,031)
Education	89,853	(20,249)	10,251	157,273	-	(157,273)
Restricted for 2015 Bond Projects (5711/5712)						
Non-education	4,655,182	208,601	231,330	231,330	235,664	4,334
Education	5,411,118	551,785	626,336	626,336	481,699	(144,637)
Restricted for 2019 Projects (5713)						
Direct - Education (5713)	-	-	95,719,159	95,719,159	3,834	(95,715,325)
Indirect - Education (proj 80005)	-	-	3,000,000	3,000,000	-	(3,000,000)
Restricted for 2020 Bond Projects (5714/5715)						
Non-education (5715)	-	-	-	-	-	-
Education (5714)	-	-	-	-	-	-
Restricted for Capital Proj-Local Funding (5701)	5,038,514	12,236,319	11,248,212	10,176,386	2,942,245	(7,234,142)
Restricted for Other Capital Projects (5702)						
Portland Vocational Project	96,212	26,059	-	26,059	-	(26,059)
CDBG Waterlines	-	-	(34,500)	(34,500)	-	34,500
Greenway Phase I Grant	(423,263)	(271,710)	(1,250)	(7,849)	0	7,849
Greenway Projects	(576,339)	(269,900)	(3,751)	(10,356)	(0)	10,356
Greenway Project MPO	15,713	15,713	(726)	15,713	-	(15,713)
Greenway Projects-Tree Planting	128	78	874	874	78	(796)
Clark House Grant	1,613	1,613	1,613	1,613	1,613	-
EMA HMEP Grant	(78,400)	-	-	-	-	-
ERC Grant	(589,267)	269,820	-	271,770	-	(271,770)
Total	\$ 13,979,193	\$ 13,072,566	\$ 110,797,547	\$ 110,505,839	\$ 3,665,132	\$ (106,840,707)
Revenues/Sources						
Local Taxes	\$ 15,847,115	\$ 20,131,009	\$ 10,248,813	\$ 7,319,178	\$ 6,851,975	\$ (467,203)
Other Local Revenues	-	-	46,325	-	-	-
Other Governments and Citizens Groups	1,501,139	32,704	45,000	-	-	-
State of Tennessee	7,228	40,985	16,466	10,507	11,056	549
Federal Government	660,445	399,823	205,001	1,216,775	400,000	(816,775)
Other Sources (Non-Revenue)	-	103,339,331	3,487,522	-	103,600,000	103,600,000
Total	\$ 18,015,927	\$ 123,943,852	\$ 14,049,127	\$ 8,546,460	\$ 110,863,031	\$ 102,316,571
Expenditures/Uses						
General Administration Projects	\$ 312,934	\$ 399,009	\$ 205,500	\$ 126,000	\$ 1,072,106	\$ 946,106
Other General Government Projects	376,617	1,443,282	2,494,989	3,532,463	1,491,356	(2,041,107)
Administration of Justice Projects	169,986	5,779,058	2,843,075	1,331,516	86,025,000	84,693,484
Public Safety Projects	766,216	9,026,429	8,048,320	3,666,448	1,021,125	(2,645,323)
Public Health and Welfare Projects	852,091	1,656,913	2,224,374	2,244,102	960,000	(1,284,102)
Social, Cultural and Recreational Projects	161,726	(35,233)	93,866	900,783	61,000	(839,783)
Agriculture and Natural Resources Projects	-	-	53,850	53,850	-	(53,850)
Highway and Street Capital Projects	9,860	-	575,450	550,000	1,127,152	577,152
Education Capital Projects	16,273,124	7,949,412	104,642,118	105,095,941	19,503,834	(85,592,107)
Total	\$ 18,922,554	\$ 26,218,871	\$ 121,181,543	\$ 117,501,103	\$ 111,261,574	\$ (6,239,529)
Ending Balance						
Restricted for 2013 Projects (5710)						
Non-education	\$ 324,438	\$ (1)	\$ 0	\$ 31,003	\$ 0	\$ (31,003)
Education	(20,249)	10,251	-	147,021	-	(147,021)
Restricted for 2015 Bond Projects (5711/5712)						
Non-education (5712)	208,601	231,330	235,664	95,791	(0)	(95,791)
Education (5711)	551,785	626,336	481,699	127,041	481,699	354,658
Restricted for 2019 Bond Projects						
Direct - Education (5713)	-	95,719,159	3,834	(0)	(0)	-
Indirect - Education (proj 80005)	-	3,000,000	-	-	-	-
Restricted for 2020 Bond Projects (5714/5715)						
Non-education (5715)	-	-	-	-	-	-
Education (5714)	-	-	-	-	-	-
Restricted for Capital Proj-Local Funding (5701)	12,236,319	11,248,212	2,942,245	1,147,327	2,783,200	1,635,873
Restricted for Other Capital Projects (5702)						
Portland Vocational Project	26,059	-	-	-	-	-
CDBG Waterlines	-	(34,500)	-	-	-	-
Greenway Phase I Grant	(271,710)	(1,250)	0	(1)	0	1
Greenway Projects	(269,900)	(3,751)	(0)	720	(0)	(720)

**Sumner County, Tennessee
Capital Projects Fund
Summary**

	Actual	Actual	Estimated	Original Budget		Difference
	Budgetary 2017-2018	Budgetary 2018-2019	Budgetary 2019-2020	2019-2020	2020-2021	
Greenway Project MPO	15,713	(726)	-	-	-	-
Greenway Projects-Tree Planting	78	874	78	78	78	-
Clark House Grant	1,613	1,613	1,613	1,613	1,613	-
EMA HMEP Grant	-	-	-	-	-	-
ERC Grant	269,820	-	-	604	-	(604)
Ending Balance	\$ 13,072,566	\$ 110,797,547	\$ 3,665,132	\$ 1,551,196	\$ 3,266,589	\$ 1,715,393

Sumner County, Tennessee
 Capital Projects Fund
 Statement of Revenues

	Revenues	Revenues	Estimated	Original Budget		Difference
	2017-2018	2018-2019	Revenues 2019-2020	2019-2020	2020-2021	
Local Taxes						
Current Property Taxes	\$ 15,537,185	\$ 19,640,856	\$ 9,813,350	\$ 6,872,228	\$ 6,619,588	\$ (252,640)
Trustee Collections-Prior Years	55,282	171,094	180,580	188,757	106,569	(82,188)
Trustee Collections-Bankruptcies	3,445	573	1,681	282	963	680
Clerk and Master Collections-Prior Years	89,969	141,400	150,645	176,315	65,384	(110,931)
Interest and Penalty	21,729	43,607	36,171	37,876	19,476	(18,401)
Payment in Lieu Taxes	-	16,033	16,401	7,489	6,435	(1,054)
Payment in Lieu Taxes-TVA	469	877	362	242	243	1
Payment in Lieu Taxes-Local Utility	103,329	116,569	49,622	35,988	33,319	(2,670)
Interstate Telecommunication Tax	35,707	-	-	-	-	-
Other Local Revenues						
Miscellaneous Refunds	-	-	46,325	-	-	-
State of Tennessee						
State Revenue Sharing-Telecommunications	-	40,985	16,466	10,507	11,056	549
Other State Revenue/Tree Planting Grant	7,228	-	-	-	-	-
Federal Government						
CDBG-Emergency Response Complex	14,828	-	-	-	-	-
CDBG-Waterline Grant	-	-	200,000	200,000	-	(200,000)
Other Fed Through State-Greenway Phase 3B (TDOT)	397,529	166,335	3,751	387,567	-	(387,567)
Other Fed Through State-Greenway Phase 1 Grant	169,693	233,488	1,250	212,924	-	(212,924)
Other Fed Through State-HMEP Grant	78,395	-	-	-	-	-
Other Fed Through State-Greenway Phase 3 (MPO)	-	-	-	16,284	-	(16,284)
Transportation Improvement Program SR-258	-	-	-	400,000	400,000	-
Other Government and Citizens Groups						
Contributions-E911 (for ERC Building)/Other	834,581	-	-	-	-	-
Contributions-Portland Waterlines	-	-	45,000	-	-	-
Contributions-E911 (for ECC Building)/Local	666,558	32,704	-	-	-	-
Other Sources						
Bonds Issued-County	-	95,415,000	-	-	86,900,000	86,900,000
Bonds Issued-Education	-	-	-	-	16,700,000	16,700,000
Bond Premiums	-	7,924,331	-	-	-	-
Operating Transfers	-	-	3,487,522	-	-	-
Total Revenues	\$ 18,015,927	\$ 123,943,852	\$ 14,049,127	\$ 8,546,460	\$ 110,863,031	\$ 102,316,571

**Sumner County, Tennessee
Capital Projects Fund
Statement of Appropriations**

	Expenditures 2017-2018	Expenditures 2018-2019	Estimated Expenditures 2019-2020	Original Budget		Difference
				2019-2020	2020-2021	
Local						
General Administration Projects						
Trustee's Commission	\$ 312,934	\$ 399,009	\$ 205,500	\$ 126,000	\$ 172,106	\$ 46,106
Total General Administration Projects	\$ 312,934	\$ 399,009	\$ 205,500	\$ 126,000	\$ 172,106	\$ 46,106
Other General Government Projects						
Waterline Projects	\$ -	\$ 53,782	\$ 596,218	\$ 596,218	\$ -	\$ (596,218)
ERP Data Processing Services	15,020	15,000	-	190,803	190,803	-
ERP Data Processing Services-Intergov	-	-	-	115,946	145,408	29,462
ERP or IT Hardware and Peripherals	141,390	-	-	175,000	161,317	(13,683)
ERP Software-Intergov	-	-	-	110,425	94,646	(15,779)
ERP Software	50,865	-	-	-	-	-
ERP Other Capital Outlay (EMS)	-	(1,983)	-	1,983	-	(1,983)
Food Service Equipment (Jail)	6,453	-	46,235	50,000	-	(50,000)
Heat and Air Equip (Ag Extension)	19,514	-	-	-	-	-
Bldg Improvements (County Buildings)	34,454	-	45,210	45,759	-	(45,759)
Bldg Improvements (Admin Building Roof)	-	947,887	-	-	-	-
Heat and Air Equip (H'ville County Clerk)	-	-	15,139	17,000	-	(17,000)
Heat and Air Equip (County Admin Building)	-	72,504	549	-	-	-
Motor Vehicles (Building and Codes/Planning)	-	-	-	7,338	-	(7,338)
Motor Vehicles (Planning)	-	-	64,686	55,000	-	(55,000)
Motor Vehicles (Building and Codes)	-	52,662	52,652	55,000	27,500	(27,500)
Motor Vehicles (Maintenance)	-	26,426	-	-	-	-
Other Equipment (Admin Building Fire Panel)	-	32,000	41,013	68,000	-	(68,000)
Other Construction (Flood Hazard Mitigation)	-	1,500	-	-	-	-
Other Construction (Various Projects)	-	-	498,500	498,500	180,315	(318,185)
Other Equipment (Jail)	51,384	-	-	-	-	-
Other Equipment (Juvenile Court)	11,058	-	-	-	-	-
Other Equipment (Probation/CASP)	8,979	-	-	-	-	-
Data Processing Services (IT Disaster Recovery)	-	-	17,101	-	-	-
Software	-	-	22,899	-	-	-
Phone System	-	23,633	15,387	62,748	47,361	(15,387)
Exchange Server	-	69,151	-	50,849	50,849	-
Building IT Upgrade	-	-	-	65,000	65,000	-
Disaster Recovery	-	-	15,049	150,000	134,951	(15,049)
Generator (IT)	-	8,620	-	141,380	101,380	(40,000)
Bldg Improvements (Sideview Comm Center Roof)	-	-	12,500	12,500	-	(12,500)
Bldg Improvements (Cairo Comm Center Repairs)	-	7,500	-	-	-	-
Land (behind County Administration Building)	-	-	460,000	460,000	-	(460,000)
Building Imp (County Admin Bldg Flue Repair)	-	-	30,000	30,000	-	(30,000)
Data Processing Services (Assessor of Property)	10,000	-	-	-	-	-
Motor Vehicles (Assessor of Property)	27,500	-	-	-	-	-
Voting and Audio Systems (County Clerk)	-	-	-	15,000	15,000	-
Furniture and Fixtures (Clark House)	-	-	1,352	1,352	-	(1,352)
Building Improvements (Election Commission)	-	20,600	-	-	-	-
Data Processing Equipment (Election Commission)	-	79,500	-	-	-	-
Other Capital Outlay (Gallatin Airport)	-	-	-	41,162	41,162	-
Other Construction (Admin Bldg-Extension of Parking)	-	-	350,000	350,000	-	(350,000)
Total Other General Government Projects	\$ 376,617	\$ 1,408,782	\$ 2,284,490	\$ 3,366,963	\$ 1,255,692	\$ (2,111,271)
Administration of Justice Projects						
Other Contracted Services (Judicial Planner)	\$ 149,850	\$ 5,384,006	\$ 315,994	\$ 315,994	\$ -	\$ (315,994)
Land (New Courthouse)	-	-	870,081	865,000	-	(865,000)
Architect (Parking Garage)	-	-	450,000	-	-	-
Other Contracted Services (Garage Appraisal)	-	-	4,500	-	-	-
Other Charges (Contingency)	-	-	500,000	-	-	-
Building Improvements (Juvenile Court Leased Space)	-	-	577,500	-	-	-
Other Construction (CASP Building Demolition)	-	-	125,000	-	-	-
Heat and Air Equip (Drug Court)	-	12,905	-	2,095	-	(2,095)
Land (Court Parking Lot)	-	203,250	-	-	-	-
Other Construction (Court Parking Lot)	-	178,897	-	41,427	-	(41,427)
Building Improvements (Various Courts)	-	-	-	82,000	-	(82,000)
Network Buildout/WAN Connection (Courthouse)	-	-	-	25,000	25,000	-

**Sumner County, Tennessee
Capital Projects Fund
Statement of Appropriations**

	Expenditures			Original Budget		Difference
	2017-2018	2018-2019	Estimated 2019-2020	2019-2020	2020-2021	
Building Improvements (Courthouse Hall Addition)	20,136	-	-	-	-	-
Total Administration of Justice Projects	\$ 169,986	\$ 5,779,058	\$ 2,843,075	\$ 1,331,516	\$ 25,000	\$ (1,306,516)
Public Safety Projects						
Motor Vehicles (Sheriff's Office)	\$ 496,761	\$ 597,625	\$ 697,625	\$ 697,625	\$ 697,625	\$ -
Law Enforcement Equipment (Sheriff)	-	-	-	-	150,000	150,000
Data Processing Equipment (Sheriff's Office)	125,699	-	-	-	-	-
Heat and Air Equip (Various Sheriff Locations)	-	-	22,303	22,303	-	(22,303)
Heat and Air Equip (Sheriff Training Center)	-	23,697	-	-	-	-
Other Construction (Jail Parking Lot Paving)	-	-	18,975	50,000	-	(50,000)
Building Improvements (Sheriff's Training Center)	-	-	70,000	70,000	-	(70,000)
Building Improvements (Jail)	-	-	1,220,000	1,220,000	100,000	(1,120,000)
Building Imp-Transfer from Debt Service (Jail)	8,000	(25,837)	155,838	155,838	-	(155,838)
Building Construction (Jail Modules)	-	-	5,000,000	-	-	-
Food Service Equipment (Jail)	-	-	-	-	50,000	50,000
Building Construction (Jail Shed)	-	-	-	-	7,500	7,500
Maintenance Equipment (Jail)	-	-	-	-	16,000	16,000
Communication Equipment (ECC)	29,575	28,000	-	-	-	-
Motor Vehicles (EMA)	87,400	88,500	90,500	90,500	-	(90,500)
Night Vision Equipment (EMA)	-	-	55,000	55,000	-	(55,000)
Maint and Repair-Equipment (EMA)	33,919	-	-	-	-	-
Maint and Repair-Vehicles (EMA)	-	8,701	-	-	-	-
Other Capital Outlay (EMA Tower Project)	-	8,294,421	705,579	705,579	-	(705,579)
Other Equipment (EMA)	-	9,577	12,500	12,500	-	(12,500)
Total Public Safety Projects	\$ 781,354	\$ 9,024,684	\$ 8,048,320	\$ 3,079,345	\$ 1,021,125	\$ (2,058,220)
Public Health and Welfare Projects						
Health Equipment (EMS)	\$ 2,800	\$ 447,770	\$ 536,355	\$ 540,000	\$ -	\$ (540,000)
Data Processing Equipment (EMS)	53,000	40,172	-	-	-	-
Building Construction (EMS Portland)	26,000	-	-	-	-	-
Other Equipment (EMS)	-	9,053	-	-	200,000	200,000
EMS Station 13 Remodel	-	-	350,000	350,000	-	(350,000)
Motor Vehicles (EMS)	35,250	135,000	100,000	100,000	110,000	10,000
Motor Vehicles-Ambulances (EMS)	683,500	511,415	712,671	720,000	650,000	(70,000)
Land (Airport Rd @ EMS)	-	500,603	-	-	-	-
Heat and Air Equip (Various Locations)	-	-	36,397	36,397	-	(36,397)
Other Construction (ERC Parking Lot Paving)	-	12,900	487,100	487,100	-	(487,100)
Other Capital Outlay (ECC)	6,577	-	-	-	-	-
Building Improvements (TN Rehab Renovation)	19,395	-	1,851	10,605	-	(10,605)
Total Public Health and Welfare Projects	\$ 826,522	\$ 1,656,913	\$ 2,224,374	\$ 2,244,102	\$ 960,000	\$ (1,284,102)
Social, Cultural, and Recreational Projects						
Other Contracted Services (Tree Planting Grant)	\$ 11,118	\$ 90	\$ -	\$ -	\$ -	\$ -
Building Improvements (H'ville Library)	-	3,000	-	-	-	-
Maintenance and Repair-Building (H'ville Library)	-	112,450	-	-	8,000	8,000
Maintenance and Repair-Building (Gallatin Library)	-	-	-	-	7,500	7,500
Other Construction (Liberty Creek Park)	-	-	100,000	-	-	-
Other Capital Outlay (Greenway Repair)	-	4,500	-	45,500	45,500	-
Site Development-Greenway	-	19	-	121,889	-	(121,889)
Greenway Phase 3B Local Match	20,408	(23,322)	-	13,130	-	(13,130)
Total Social, Cultural, and Recreational Project:	\$ 31,526	\$ 96,737	\$ 100,000	\$ 180,519	\$ 61,000	\$ (119,519)
Agricultural and Natural Resources						
Heat and Air Equip (Ag Extension)	\$ -	\$ -	\$ 53,850	\$ 53,850	\$ -	\$ (53,850)
Total Agricultural and Natural Resources	\$ -	\$ -	\$ 53,850	\$ 53,850	\$ -	\$ (53,850)
Highway and Street Capital Projects						
Transportation Improvement Program SR-258	\$ -	\$ -	\$ -	\$ 150,000	\$ 150,000	\$ -
Highway Equipment	-	-	575,450	-	577,152	577,152
Traffic Control Equipment	9,860	-	-	-	-	-
Total Highway and Street Capital Projects	\$ 9,860	\$ -	\$ 575,450	\$ 150,000	\$ 727,152	\$ 577,152

Sumner County, Tennessee
 Capital Projects Fund
 Statement of Appropriations

	Expenditures 2017-2018	Expenditures 2018-2019	Estimated Expenditures 2019-2020	Original Budget		Difference
				2019-2020	2020-2021	
Education Projects						
Transportation Equipment/Buses (Local Allocation)	\$ 1,937,598	\$ 1,702,590	\$ 1,600,000	\$ 1,500,000	\$ 1,600,000	\$ 100,000
Textbooks (Local Allocation)	861,613	1,048,408	1,005,000	600,000	1,000,000	400,000
Other Construction-Paving Proj (Local Allocation)	-	-	195,000	700,000	200,000	(500,000)
Building Improvements	-	(6,533)	358,462	358,462	-	(358,462)
Building Improvements (Vena Stuart Elementary)	475,549	56,058	(47,269)	2,942	-	(2,942)
Building Improvements (Gene Brown Elementary)	3,224,000	68,940	6,060	6,060	-	(6,060)
Architects (Gene Brown Elementary)	109,550	-	-	-	-	-
Other Construction (Liberty Creek Elementary)	-	500,000	-	-	-	-
Highway Construction (Liberty Creek Elementary)	-	46,583	2,337,867	2,337,867	-	(2,337,867)
Other Construction (7CAPH)	142,728	133,064	300,809	300,809	-	(300,809)
Other Construction (7CAPB)	69,531	58,627	20,309	20,309	-	(20,309)
Portland Vocational Center	(13,500)	-	-	-	-	-
Total Education Projects	\$ 6,807,069	\$ 3,607,737	\$ 5,776,238	\$ 5,826,449	\$ 2,800,000	\$ (3,026,449)
Total Local (5701)	\$ 9,315,868	\$ 21,972,921	\$ 22,111,297	\$ 16,358,744	\$ 7,022,076	\$ (9,336,668)
Bond Proceeds 2013						
Public Safety Projects						
Other Construction (Jail)	\$ -	\$ -	\$ -	\$ 195,124	\$ -	\$ (195,124)
Total Public Safety Projects	\$ -	\$ -	\$ -	\$ 195,124	\$ -	\$ (195,124)
Social, Cultural, and Recreational Projects						
Greenway Phase 1 TIP Grant/Right-of-Way	\$ -	\$ -	\$ -	\$ 3,495	\$ -	\$ (3,495)
Greenway/Other Contracted Services	-	-	(6,204)	-	-	-
Greenway Phase 1 TIP Grant/Other Construction	13,692	(7,593)	-	102,409	-	(102,409)
Total Social, Cultural, and Recreational Projects	\$ 13,692	\$ (7,593)	\$ (6,204)	\$ 105,904	\$ -	\$ (105,904)
Education Capital Projects						
Construction/Renovation (H'ville High School)	\$ -	\$ (36,392)	\$ -	\$ -	\$ -	\$ -
Architects (Gallatin High School)	-	(1,473)	-	-	-	-
Building Improvements (Gallatin High School)	-	(86,657)	-	-	-	-
Architects (Burrus Elementary School)	-	(53,000)	-	-	-	-
Furniture (Station Camp Middle School)	91,478	-	1,522	1,522	-	(1,522)
Data Processing Equip (Station Camp Middle School)	18,624	-	8,730	8,730	-	(8,730)
Total Education Capital Projects	\$ 110,102	\$ (177,522)	\$ 10,252	\$ 10,252	\$ -	\$ (10,252)
Total Bond Proceeds 2013 (5710)	\$ 123,794	\$ (185,115)	\$ 4,048	\$ 311,280	\$ -	\$ (311,280)
Bond Proceeds 2015						
Public Safety Projects						
Building Construction (ERC)	\$ (5,455)	\$ 3,695	\$ -	\$ 120,813	\$ -	\$ (120,813)
Total Public Safety	\$ (5,455)	\$ 3,695	\$ -	\$ 120,813	\$ -	\$ (120,813)
Public Health and Welfare Projects						
EMS Station Portland	\$ 25,569	\$ -	\$ -	\$ -	\$ -	\$ -
Total Public Health and Welfare Projects	\$ 25,569	\$ -	\$ -	\$ -	\$ -	\$ -
Other General Government Projects						
Building Improvements (Archives Roof)	\$ -	\$ -	\$ -	\$ -	\$ 235,664	\$ 235,664
Total Other General Government Projects	\$ -	\$ -	\$ -	\$ -	\$ 235,664	\$ 235,664
Education Capital Projects						
Station Camp Middle School	\$ 44,147	\$ -	\$ -	\$ 12,499	\$ -	\$ (12,499)
Nannie Berry Elementary School	-	-	-	1,060	-	(1,060)
Nannie Berry Elementary School	86,273	-	-	1,167	-	(1,167)
Ellis Middle School	31,700	(26,424)	-	-	-	-
George Whitten Elementary School	4,112,350	0	-	-	-	-

Sumner County, Tennessee
 Capital Projects Fund
 Statement of Appropriations

	Expenditures			Original Budget		Difference
	2017-2018	2018-2019	Estimated Expenditures 2019-2020	2019-2020	2020-2021	
Vena Stuart Elementary School	151,997	-	(4,334)	-	-	-
Total Education Capital Projects (5712)	\$ 4,426,467	\$ (26,424)	\$ (4,334)	\$ 14,726	\$ -	\$ (14,726)
Education Capital Projects						
Beech Elementary School	\$ (45,941)	\$ -	\$ -	\$ -	\$ -	\$ -
Clyde Riggs Elementary School	(1,375)	-	-	7,410	-	(7,410)
Door and Window Upgrades	(33,574)	-	-	33,574	-	(33,574)
Ellis Middle School	3,700,000	(55,612)	-	-	-	-
Gene Brown Elementary School	10,765	52,235	-	-	-	-
Guild Elementary School	-	-	-	7,415	-	(7,415)
Guild Elementary School	5,518	(90,880)	-	96,064	-	(96,064)
Hawkins Middle School	-	-	-	5,395	-	(5,395)
Hawkins Middle School	(39,507)	-	-	47,258	-	(47,258)
Indian Lake Elementary (Reroofing)	-	(2,609)	-	2,609	-	(2,609)
Jack Anderson Elementary School	-	-	-	2,380	-	(2,380)
Jack Anderson Elementary School	-	-	-	14,333	-	(14,333)
Liberty Creek Elementary School	96,789	(96,789)	127,039	-	-	-
Madison Creek Elementary	(25,000)	-	-	-	-	-
Nannie Berry Elementary School	-	-	-	1,810	-	(1,810)
Nannie Berry Elementary School	180	(17,511)	-	17,331	-	(17,331)
Station Camp Middle School	(147,389)	18,525	-	177,030	-	(177,030)
Vena Stuart Elementary School	1,200,981	(5,210)	-	2,621	-	(2,621)
Watt Hardison Elementary School	78,686	2,613	-	7,267	-	(7,267)
White House High School	(58,684)	-	-	58,201	-	(58,201)
Walton Ferry Elementary School	-	-	-	885	-	(885)
Walton Ferry Elementary School	117,884	-	-	117	-	(117)
George Whitten Elementary School	-	-	5,535	5,535	-	(5,535)
George Whitten Elementary School	-	120,687	12,063	12,062	-	(12,062)
Total Education Capital Projects (5711)	\$ 4,859,333	\$ (74,552)	\$ 144,637	\$ 499,296	\$ -	\$ (499,296)
Total Bond Proceeds 2015 (5711/5712)	\$ 9,305,914	\$ (97,280)	\$ 140,303	\$ 634,835	\$ 235,664	\$ (399,171)
Bond Proceeds 2019						
Education Capital Projects						
Liberty Creek Elementary School Architect	\$ -	\$ 998,640	\$ -	\$ -	\$ -	\$ -
Liberty Creek Elementary School Other Services	-	-	34,485	40,000	-	(40,000)
Liberty Creek High School Architect	-	3,286,035	247,565	47,565	-	(47,565)
Liberty Creek High School Other Services	-	-	125,515	120,000	-	(120,000)
Liberty Schools Construction (on campus & turn lane)	-	-	95,307,760	95,507,760	3,722	(95,504,038)
Liberty Schools Off-campus Utilities	-	-	3,000,000	3,000,000	112	(2,999,888)
Cost of Issuance Bond Counsel	-	85,000	-	-	-	-
Cost of Issuance Municipal Advisor	-	72,000	-	-	-	-
Cost of Issuance Rating Agency	-	56,000	-	-	-	-
Cost of Issuance Printing and Advertising	-	146	-	-	-	-
Cost of Issuance Data Processing Services	-	1,639	-	-	-	-
Cost of Issuance Registration	-	1,000	-	-	-	-
Cost of Issuance Miscellaneous	-	673	-	3,834	-	(3,834)
Underwriters Discount	-	119,039	-	-	-	-
Total Education Capital Projects - 2019	\$ -	\$ 4,620,173	\$ 98,715,325	\$ 98,719,159	\$ 3,834	\$ (98,715,325)
Bond Proceeds 2020						
General Administration Projects						
Cost of Issuance Bond Counsel	\$ -	\$ -	\$ -	\$ -	\$ 75,000	\$ 75,000
Cost of Issuance Municipal Advisor	-	-	-	-	75,000	75,000
Cost of Issuance Rating Agency	-	-	-	-	65,000	65,000
Cost of Issuance Printing and Advertising	-	-	-	-	2,000	2,000
Cost of Issuance Data Processing Services	-	-	-	-	3,000	3,000
Cost of Issuance Registration	-	-	-	-	1,500	1,500
Cost of Issuance Miscellaneous	-	-	-	-	5,000	5,000
Underwriters Discount	-	-	-	-	673,500	673,500
Total General Administration Projects	\$ -	\$ -	\$ -	\$ -	\$ 900,000	\$ 900,000

Sumner County, Tennessee
 Capital Projects Fund
 Statement of Appropriations

	Expenditures 2017-2018	Expenditures 2018-2019	Estimated Expenditures 2019-2020	Original Budget		Difference
				2019-2020	2020-2021	
Administration of Justice Projects						
Building Construction (New Courthouse)	\$ -	\$ -	\$ -	\$ -	\$ 86,000,000	\$ 86,000,000
Total Administration of Justice Projects	\$ -	\$ -	\$ -	\$ -	\$ 86,000,000	\$ 86,000,000
Education Projects						
Liberty Creek Schools	\$ -	\$ -	\$ -	\$ -	\$ 16,700,000	\$ 16,700,000
Total Education Projects	\$ -	\$ -	\$ -	\$ -	\$ 16,700,000	\$ 16,700,000
Total Bond Proceeds 2020 (5714/5715)	\$ -	\$ -	\$ -	\$ -	\$ 103,600,000	\$ 103,600,000
Other Sources						
Public Safety Projects						
Construction (ERC)	\$ (9,678)	\$ (1,950)	\$ -	\$ 271,166	\$ -	\$ (271,166)
HMEP Grant (EMA)	(5)	-	-	-	-	-
Total Public Safety	\$ (9,683)	\$ (1,950)	\$ -	\$ 271,166	\$ -	\$ (271,166)
Other General Government Projects						
CDBG Waterline Grant	\$ -	\$ 34,500	\$ 210,500	\$ 165,500	\$ -	\$ (165,500)
Total Other General Government Projects	\$ -	\$ 34,500	\$ 210,500	\$ 165,500	\$ -	\$ (165,500)
Social, Cultural, and Recreational Projects						
Phase 3B-TDOT Grant	\$ 91,090	\$ (93,209)	\$ -	\$ 339,370	\$ -	\$ (339,370)
Greenway Phase 3 (MPO)	-	-	(726)	31,997	-	(31,997)
Greenway Phase 1 (514)	-	-	-	37,121	-	(37,121)
Greenway Phase 1 Grant	18,140	(30,372)	-	205,076	-	(205,076)
Other Contracted Services (Tree Planting Grant)	7,278	(796)	796	796	-	(796)
Total Social, Cultural, and Recreational Projects:	\$ 116,508	\$ (124,378)	\$ 70	\$ 614,360	\$ -	\$ (614,360)
Highway and Street Capital Projects						
Transportation Improvement Program SR-258	\$ -	\$ -	\$ -	\$ 400,000	\$ 400,000	\$ -
Total Highway and Street Capital Projects	\$ -	\$ -	\$ -	\$ 400,000	\$ 400,000	\$ -
Education Capital Projects						
Portland Vocational School	\$ 70,153	\$ -	\$ -	\$ 26,059	\$ -	\$ (26,059)
Total Education Capital Projects	\$ 70,153	\$ -	\$ -	\$ 26,059	\$ -	\$ (26,059)
Total Other Sources (5702)	\$ 176,978	\$ (91,828)	\$ 210,570	\$ 1,477,085	\$ 400,000	\$ (1,077,085)
Total Fund	\$ 18,922,554	\$ 26,218,871	\$ 121,181,543	\$ 117,501,103	\$ 111,261,574	\$ (6,239,529)

Highway/Public Works Fund

**Sumner County, Tennessee
Highway/Public Works Fund
Summary**

	Actual	Actual	Estimated	Original Budget		Difference
	Budgetary 2017-2018	Budgetary 2018-2019	Budgetary 2019-2020	2019-2020	2020-2021	
Beginning Balance						
Restricted for Highway/Public Works	\$ 1,707,311	\$ 1,203,973	\$ 1,263,897	\$ 1,263,898	\$ 477,604	\$ (786,293)
Total	\$ 1,707,311	\$ 1,203,973	\$ 1,263,897	\$ 1,263,898	\$ 477,604	\$ (786,293)
Revenues/Sources						
Local Taxes	\$ 3,034,449	\$ 3,072,547	\$ 3,108,525	\$ 3,157,623	\$ 3,136,189	\$ (21,433)
Licenses and Permits	500	1,400	23,000	2,000	25,000	23,000
Other Local Revenues	109,291	71,492	153,029	113,000	158,169	45,169
State of Tennessee	4,144,198	4,830,991	4,588,986	5,241,342	3,716,369	(1,524,973)
Other Governments and Citizens Groups	264,108	240,530	284,000	125,000	284,000	159,000
Other Sources (Non-Revenue)	2,389	19,196	-	-	-	-
Total	\$ 7,554,935	\$ 8,236,157	\$ 8,157,540	\$ 8,638,965	\$ 7,319,727	\$ (1,319,237)
Expenditures/Uses						
Administration	\$ 223,371	\$ 233,912	\$ 309,436	\$ 325,762	\$ 316,902	\$ (8,860)
Highway and Bridge Maintenance	4,806,004	4,729,031	5,212,238	5,659,408	4,409,509	(1,249,899)
Equipment Operation/Maintenance	970,773	981,145	973,025	1,075,975	975,376	(100,598)
Quarry Operation	9,296	30,536	21,539	38,320	21,838	(16,482)
Litter Collection	71,934	68,704	84,001	83,901	79,721	(4,180)
Other Charges	446,777	480,606	541,605	491,146	544,384	53,238
Employee Benefits	1,064,526	1,131,465	1,275,943	1,275,724	1,346,626	70,903
Capital Outlay	465,592	520,834	526,047	732,500	62,500	(670,000)
Total	\$ 8,058,273	\$ 8,176,233	\$ 8,943,833	\$ 9,682,735	\$ 7,756,856	\$ (1,925,879)
Ending Balance	\$ 1,203,973	\$ 1,263,897	\$ 477,604	\$ 220,128	\$ 40,476	\$ (179,652)

**Sumner County, Tennessee
Highway/Public Works Fund
Statement of Revenues**

	Revenues		Estimated	Original Budget		Difference
	2017-2018	2018-2019	2019-2020	2019-2020	2020-2021	
Local Taxes						
Current Property Tax	\$ 642,899	\$ 655,093	\$ 721,053	\$ 722,853	\$ 724,385	\$ 1,532
Trustee Collections-Prior Years	6,522	5,341	6,010	6,282	7,830	1,548
Trustee Collections-Bankruptcies	416	46	123	34	105	71
Clerk and Master Collections-Prior Years	10,855	5,851	5,014	5,868	4,804	(1,064)
Interest and Penalty	1,588	1,670	1,433	1,662	1,607	(55)
Payment in Lieu Taxes	-	1,745	960	904	704	(199)
Payment in Lieu Taxes-TVA	19	29	27	29	27	(2)
Payment in Lieu Taxes-Local Utility	4,275	3,880	3,646	4,342	3,646	(696)
Local Option Taxes						
Wheel Tax	2,139,295	2,173,926	2,159,947	2,207,865	2,207,865	-
Interstate Telecommunication Tax	1,477	-	-	-	-	-
Mineral Severance Tax	227,103	224,966	210,313	207,784	185,215	(22,569)
Licenses and Permits						
Other Permits	500	1,400	23,000	2,000	25,000	23,000
Other Local Revenues						
Sale of Supplies and Materials	1,203	128	2,000	2,000	2,000	-
Sale of Gasoline	25,520	26,140	24,860	30,000	30,000	-
Sale of Recycled Materials	7,882	6,151	5,000	5,000	5,000	-
Miscellaneous Refunds	1,646	1,879	1,000	1,000	1,000	-
Sale of Equipment	33,040	37,195	120,169	75,000	120,169	45,169
Performance Bond	40,000	-	-	-	-	-
State Revenues						
State Bridge Program	-	-	242,927	551,437	300,511	(250,926)
State Road Program	390,345	812,096	392,742	447,242	431,048	(16,194)
State Litter Program	73,999	83,038	84,000	83,900	84,000	100
State Revenue Sharing-Telecommunications	-	1,364	1,210	1,268	1,210	(58)
State Gas and Motor Fuel Tax	3,563,941	3,818,580	3,752,195	4,041,582	2,783,687	(1,257,895)
State Gasoline Inspection Fees	115,913	115,913	115,913	115,913	115,913	-
Other Government and Citizen Groups						
Paving Projects	264,108	240,530	284,000	125,000	284,000	159,000
Other Sources (Non-Revenue)						
Insurance Recovery	2,389	19,196	-	-	-	-
Total	\$ 7,554,935	\$ 8,236,157	\$ 8,157,540	\$ 8,638,965	\$ 7,319,727	\$ (1,319,237)

**Sumner County, Tennessee
Highway/Public Works Fund
Statement of Appropriations**

	Expenditures 2017-2018	Expenditures 2018-2019	Estimated Expenditures 2019-2020	Original Budget		Difference
				2019-2020	2020-2021	
Administration						
Highway Superintendent	\$ 107,343	\$ 109,490	\$ 114,932	\$ 114,932	\$ 120,387	\$ 5,456
Administrative Assistant	-	-	65,000	65,000	65,150	150
Clerical Personnel	83,907	86,030	97,660	112,940	105,774	(7,166)
Advertising	446	530	580	300	580	280
Data Processing Services	16,830	21,748	17,000	17,000	10,000	(7,000)
Dues and Memberships	3,995	4,910	4,910	4,865	4,910	45
Legal Services	4,700	4,701	4,701	4,701	4,701	-
Legal Notices and Court Costs	114	120	160	300	160	(140)
Maintenance Agreements	1,782	1,636	1,800	1,800	1,800	-
Maint and Repair-Office Equipment	-	-	100	200	100	(100)
Postal Charges	42	122	225	275	225	(50)
Printing, Stationery and Forms	104	452	415	300	415	115
Travel	1,488	1,610	254	600	600	-
Other Contracted Services	369	445	500	350	500	150
Data Processing Supplies	428	251	300	500	300	(200)
Drugs and Medical Supplies	108	29	50	150	50	(100)
Office Supplies	1,310	1,300	800	1,100	800	(300)
In-service/Staff Development	325	525	-	400	400	-
Other Charges	80	13	50	50	50	-
	\$ 223,371	\$ 233,912	\$ 309,436	\$ 325,762	\$ 316,902	\$ (8,860)
Highway and Bridge Maintenance						
Foremen	\$ 175,760	\$ 196,576	\$ 207,189	\$ 207,189	\$ 205,679	\$ (1,510)
Equipment Operators	774,906	837,526	929,362	929,362	970,363	41,001
Truck Drivers	461,967	560,671	618,667	653,667	629,629	(24,039)
Laborers	480	43,496	22,328	83,328	75,722	(7,606)
Consultants	3,100	-	600	2,500	600	(1,900)
Engineering Services	26,250	14,904	50,000	20,000	20,000	-
Evaluation and Testing	1,130	1,406	1,000	1,500	1,000	(500)
Rentals	-	21,073	33,800	1,000	1,000	-
Permits	-	500	500	500	500	-
Other Contracted Services	101,340	225	202,125	500,500	254,549	(245,951)
Asphalt Cold Mix	-	10,927	8,700	10,000	8,700	(1,300)
Asphalt Hot Mix	2,547,316	2,563,638	2,508,311	2,508,311	1,758,311	(750,000)
Asphalt Liquid	70,872	87,140	130,000	130,000	70,000	(60,000)
Concrete	56,179	35,627	50,000	50,000	50,000	-
Crushed Stone	349,794	134,453	165,000	225,000	165,000	(60,000)
Fertilizer, Lime and Seed	4,108	4,247	10,000	10,000	10,000	-
Food Supplies	395	189	500	500	500	-
General Construction Materials	31,600	39,201	60,000	60,000	40,000	(20,000)
Other Road Materials	3,041	44,583	59,500	59,500	59,500	-
Pipe-Plastic	17,076	13,296	5,000	20,000	5,000	(15,000)
Pipe-Concrete	54,191	83,248	104,000	60,000	50,000	(10,000)
Pipe-Metal	378	6,741	8,700	3,000	3,000	-
Propane Gas	431	443	400	600	400	(200)
Road Signs	11,165	8,727	16,500	10,000	12,500	2,500
Salt	88,648	-	-	69,650	-	(69,650)
Sand	2,849	-	-	1,500	1,500	-
Small Tools	4,801	2,743	3,500	5,000	3,500	(1,500)
Structural Steel	4,804	2,811	4,000	4,000	-	(4,000)
Uniforms	574	983	1,300	1,300	1,300	-
Wood Products	3,846	1,525	3,000	5,000	3,000	(2,000)
Fencing	-	2,158	-	-	-	-
Chemicals	8,778	8,948	7,000	25,000	7,000	(18,000)
In-service/Staff Development	225	1,026	1,255	1,500	1,255	(245)
	\$ 4,806,004	\$ 4,729,031	\$ 5,212,238	\$ 5,659,408	\$ 4,409,509	\$ (1,249,899)
Equipment Operation/Maintenance						
Foremen	\$ 53,893	\$ 55,599	\$ 50,475	\$ 58,675	\$ 50,880	\$ (7,795)
Mechanics	172,972	130,507	143,393	182,368	138,892	(43,476)
Fuel Truck Drivers	18,372	40,778	45,158	45,158	44,935	(223)
Laborers	37,254	38,085	39,609	40,374	39,417	(956)
Custodial Personnel	25,042	22,625	24,260	29,120	28,122	(998)

**Sumner County, Tennessee
Highway/Public Works Fund
Statement of Appropriations**

	Expenditures 2017-2018	Expenditures 2018-2019	Estimated Expenditures 2019-2020	Original Budget		Difference
				2019-2020	2020-2021	
Data Processing Services	720	-	-	-	-	-
Evaluation and Testing	1,866	482	-	1,500	1,500	-
Laundry Service	1,645	1,790	2,390	2,740	2,390	(350)
Maint and Repair-Buildings	15,116	940	4,500	4,500	4,500	-
Maint and Repair-Equipment	12,147	17,596	23,500	20,000	23,500	3,500
Maint and Repair-Vehicles	6,590	14,843	15,000	15,000	15,000	-
Rentals	1,099	1,404	1,300	1,300	500	(800)
Towing Services	-	-	1,000	1,000	1,000	-
Disposal Fees	787	2,342	1,500	2,500	2,500	-
Permits	250	400	250	500	500	-
Custodial Supplies	1,828	4,431	3,000	3,000	3,000	-
Diesel Fuel	247,133	254,626	205,000	215,000	205,000	(10,000)
Equipment and Machinery Parts	130,654	148,834	141,500	141,500	141,500	-
Garage Supplies	7,829	5,670	17,500	20,000	17,500	(2,500)
Gasoline	56,123	52,648	50,000	75,000	50,000	(25,000)
General Construction Materials	10,458	5,648	6,000	18,000	6,000	(12,000)
Lubricants	19,121	22,031	25,000	25,000	25,000	-
Small Tools	3,981	3,296	4,000	4,000	4,000	-
Tires and Tubes	63,206	60,612	70,040	70,040	70,040	-
Vehicle Parts	81,976	95,349	97,000	97,000	97,000	-
Other Supplies and Materials	209	159	1,000	1,000	1,000	-
In-service/Staff Development	450	450	450	1,500	1,500	-
Other Charges	52	-	200	200	200	-
	<u>\$ 970,773</u>	<u>\$ 981,145</u>	<u>\$ 973,025</u>	<u>\$ 1,075,975</u>	<u>\$ 975,376</u>	<u>\$ (100,598)</u>
<u>Quarry Operation</u>						
Engineering Services	\$ -	\$ 8,160	\$ -	\$ -	\$ -	\$ -
Permits	2,080	2,080	2,080	2,420	2,420	-
Penalties	118	-	200	200	200	-
Other Contracted Services	1,800	16,795	14,049	30,000	14,049	(15,951)
Electricity	100	-	-	-	-	-
Electricity-Quarry	1,238	1,139	1,100	1,400	1,400	-
Explosives and Drilling Supplies	-	454	2,541	2,000	2,000	-
General Construction Materials	61	533	-	200	200	-
Propane Gas	-	560	-	-	-	-
Propane Gas-Quarry	515	-	509	600	509	(91)
Water and Sewer-Quarry	2,891	415	450	500	450	(50)
Other Supplies and Materials	143	-	60	150	60	(90)
In-service/Staff Development	350	400	400	700	400	(300)
Other Charges	-	-	150	150	150	-
	<u>\$ 9,296</u>	<u>\$ 30,536</u>	<u>\$ 21,539</u>	<u>\$ 38,320</u>	<u>\$ 21,838</u>	<u>\$ (16,482)</u>
<u>Litter Collection</u>						
Guard	\$ 33,497	\$ 22,618	\$ 27,950	\$ 37,958	\$ 37,950	\$ (8)
Clerical Personnel	4,630	3,760	4,279	3,050	-	(3,050)
Gasoline	-	-	7,050	7,050	7,050	-
Instructional Supplies and Materials	25,546	31,864	35,879	27,000	26,730	(270)
Other Supplies and Materials	4,347	6,803	4,642	4,642	3,791	(851)
Other Charges	3,914	3,659	4,200	4,200	4,200	-
	<u>\$ 71,934</u>	<u>\$ 68,704</u>	<u>\$ 84,001</u>	<u>\$ 83,901</u>	<u>\$ 79,721</u>	<u>\$ (4,180)</u>
<u>Other Charges</u>						
Communications	\$ 4,316	\$ 4,609	\$ 5,100	\$ 4,800	\$ 5,100	\$ 300
Data Processing Services	2,055	1,555	1,900	2,200	1,900	(300)
Electricity	19,858	20,762	19,952	21,771	21,771	-
Natural Gas	4,891	3,214	3,450	3,300	3,450	150
Propane Gas	979	751	654	1,014	1,014	-
Water and Sewer	3,157	2,362	2,600	3,200	3,200	-
Building and Contents Insurance	3,368	3,715	3,906	3,800	3,906	106
Liability Insurance	253,583	277,220	317,296	277,220	317,296	40,076
Trustee's Commission	75,909	79,890	87,241	87,241	87,241	-
Vehicle and Equipment Insurance	78,661	86,528	99,506	86,600	99,506	12,906
	<u>\$ 446,777</u>	<u>\$ 480,606</u>	<u>\$ 541,605</u>	<u>\$ 491,146</u>	<u>\$ 544,384</u>	<u>\$ 53,238</u>

Sumner County, Tennessee
Highway/Public Works Fund
Statement of Appropriations

	Expenditures 2017-2018	Expenditures 2018-2019	Estimated Expenditures 2019-2020	Original Budget		Difference
				2019-2020	2020-2021	
Employee Benefits						
Longevity	\$ 42,104	\$ 39,600	\$ 40,350	\$ 44,625	\$ 44,175	\$ (450)
Social Security	115,156	126,499	142,069	157,069	157,734	665
Retirement	228,048	234,103	300,033	308,433	329,893	21,460
Group Life Insurance	4,402	4,014	4,800	5,300	5,305	5
Health Insurance	461,761	498,553	531,333	518,978	547,754	28,777
Dental Insurance	15,908	17,666	19,099	18,779	19,861	1,081
Unemployment Compensation	11,275	6,642	4,000	11,000	4,000	(7,000)
Employer Medicare	26,960	29,585	33,234	36,734	36,880	146
Workers' Compensation Insurance	158,912	174,803	201,024	174,805	201,024	26,219
	<u>\$ 1,064,526</u>	<u>\$ 1,131,465</u>	<u>\$ 1,275,943</u>	<u>\$ 1,275,724</u>	<u>\$ 1,346,626</u>	<u>\$ 70,903</u>
Capital Outlay						
Communication Equipment	\$ 1,960	\$ 3,730	\$ -	\$ 5,000	\$ -	\$ (5,000)
Data Processing Equipment	-	1,088	1,000	1,000	1,000	-
Furniture and Fixtures	2,418	333	1,000	1,000	1,000	-
Highway Equipment	114,552	88,287	59,393	415,000	-	(415,000)
Motor Vehicles	346,420	427,396	464,575	310,000	60,000	(250,000)
Office Equipment	242	-	79	500	500	-
	<u>\$ 465,592</u>	<u>\$ 520,834</u>	<u>\$ 526,047</u>	<u>\$ 732,500</u>	<u>\$ 62,500</u>	<u>\$ (670,000)</u>
Total Appropriations	<u>\$ 8,058,273</u>	<u>\$ 8,176,233</u>	<u>\$ 8,943,833</u>	<u>\$ 9,682,735</u>	<u>\$ 7,756,856</u>	<u>\$ (1,925,879)</u>

Miscellaneous Schedules

**Sumner County, Tennessee
General Debt Service Fund**

Bonded Debt Principal Only

Fiscal Year	Refinancing Series 2011	General Obligation 2013		General Obligation 2015		2019 Bond Education	2021 Bond		Total
		General	Education	General	Education		General	Education	
2021	\$ 11,760,000	\$ 343,579	\$ 1,876,421	\$ 336,857	\$ 2,283,143	\$ 3,240,000	\$ 3,416,553	\$ 663,447	\$ 23,920,000
2022	12,330,000	348,222	1,901,778	352,929	2,392,071	3,405,000	3,470,983	674,017	24,875,000
2023	12,950,000	355,960	1,944,040	369,643	2,505,357	3,525,000	3,558,909	691,091	25,900,000
2024	-	1,547,653	8,452,347	387,000	2,623,000	3,655,000	3,646,835	708,165	21,020,000
2025	-	-	-	405,643	2,749,357	3,840,000	3,738,948	726,052	11,460,000
2026	-	-	-	425,571	2,884,429	4,040,000	3,835,248	744,752	11,930,000
2027	-	-	-	446,143	3,023,857	4,245,000	3,931,548	763,452	12,410,000
2028	-	-	-	467,357	3,167,643	4,465,000	4,032,035	782,965	12,915,000
2029	-	-	-	485,357	3,289,643	4,690,000	4,132,522	802,478	13,400,000
2030	-	-	-	499,500	3,385,500	4,935,000	4,237,196	822,804	13,880,000
2031	-	-	-	514,929	3,490,071	5,185,000	4,346,056	843,944	14,380,000
2032	-	-	-	531,000	3,599,000	5,395,000	4,454,917	865,083	14,845,000
2033	-	-	-	547,714	3,712,286	5,560,000	4,567,965	887,035	15,275,000
2034	-	-	-	565,714	3,834,286	5,735,000	4,685,200	909,800	15,730,000
2035	-	-	-	584,357	3,960,643	5,920,000	4,802,434	932,566	16,200,000
2036	-	-	-	604,286	4,095,714	6,115,000	4,923,856	956,144	16,695,000
2037	-	-	-	-	-	6,320,000	5,049,464	980,536	12,350,000
2038	-	-	-	-	-	6,540,000	5,175,073	1,004,927	12,720,000
2039	-	-	-	-	-	6,785,000	5,304,869	1,030,131	13,120,000
2040	-	-	-	-	-	-	5,443,038	1,056,962	6,500,000
2041	-	-	-	-	-	-	-	-	-
Total	\$ 37,040,000	\$ 2,595,413	\$ 14,174,587	\$ 7,524,000	\$ 50,996,000	\$ 93,595,000	\$ 86,753,651	\$ 16,846,349	\$ 309,525,000

Bonded Debt Interest Only

Fiscal Year	Refinancing Series 2011	General Obligation 2013		General Obligation 2015		2019 Bond Education	2021 Bond		Total
		General	Education	General	Education		General	Education	
2021	\$ 1,834,400	\$ 83,109	\$ 453,891	\$ 269,191	\$ 1,824,515	\$ 3,678,931	\$ 1,861,054	\$ 361,391	\$ 10,366,482
2022	1,264,000	65,814	359,436	251,946	1,707,635	3,512,806	2,040,040	396,147	9,597,825
2023	647,500	51,769	282,731	233,882	1,585,199	3,392,431	1,952,167	379,083	8,524,762
2024	-	23,215	126,785	214,966	1,456,990	3,265,806	1,862,095	361,593	7,311,450
2025	-	-	-	195,150	1,322,681	3,078,431	1,769,772	343,665	6,709,700
2026	-	-	-	174,369	1,181,837	2,881,431	1,675,095	325,280	6,238,012
2027	-	-	-	157,038	1,064,368	2,674,306	1,578,010	306,428	5,780,150
2028	-	-	-	143,335	971,496	2,456,556	1,478,465	287,097	5,336,950
2029	-	-	-	126,618	858,188	2,227,681	1,376,408	267,279	4,856,175
2030	-	-	-	109,418	741,613	1,987,056	1,271,787	246,963	4,356,837
2031	-	-	-	94,202	638,479	1,734,056	1,164,496	226,129	3,857,362
2032	-	-	-	78,513	532,143	1,523,506	1,054,484	204,766	3,393,412
2033	-	-	-	62,332	422,474	1,359,181	941,698	182,865	2,968,550
2034	-	-	-	45,631	309,275	1,186,172	826,033	160,404	2,527,515
2035	-	-	-	28,015	189,876	1,000,363	707,438	137,375	2,063,066
2036	-	-	-	9,442	63,996	804,794	585,859	113,766	1,577,857
2037	-	-	-	-	-	598,775	461,193	89,557	1,149,525
2038	-	-	-	-	-	381,763	333,386	64,739	779,888
2039	-	-	-	-	-	135,700	202,387	39,301	377,388
2040	-	-	-	-	-	-	68,038	13,212	81,250
2041	-	-	-	-	-	-	-	-	-
Total	\$ 3,745,900	\$ 223,907	\$ 1,222,843	\$ 2,194,047	\$ 14,870,766	\$ 37,879,747	\$ 23,209,905	\$ 4,507,040	\$ 87,854,154

Bonded Debt

Fiscal Year	Refinancing Series 2011	General Obligation 2013		General Obligation 2015		2019 Bond Education	2021 Bond		Total
		General	Education	General	Education		General	Education	
2021	\$ 13,594,400	\$ 426,688	\$ 2,330,312	\$ 606,048	\$ 4,107,658	\$ 6,918,931	\$ 5,277,607	\$ 1,024,838	\$ 34,286,482
2022	13,594,000	414,036	2,261,214	604,875	4,099,706	6,917,806	5,511,024	1,070,164	34,472,825
2023	13,597,500	407,729	2,226,771	603,525	4,090,556	6,917,431	5,511,076	1,070,174	34,424,762
2024	-	1,570,867	8,579,133	601,966	4,079,990	6,920,806	5,508,930	1,069,757	28,331,450
2025	-	-	-	600,793	4,072,038	6,918,431	5,508,721	1,069,717	18,169,700
2026	-	-	-	599,941	4,066,265	6,921,431	5,510,343	1,070,032	18,168,012
2027	-	-	-	603,181	4,088,225	6,919,306	5,509,558	1,069,879	18,190,150
2028	-	-	-	610,693	4,139,138	6,921,556	5,510,500	1,070,062	18,251,950
2029	-	-	-	611,975	4,147,831	6,917,681	5,508,930	1,069,757	18,256,175
2030	-	-	-	608,918	4,127,113	6,922,056	5,508,982	1,069,768	18,236,837
2031	-	-	-	609,130	4,128,551	6,919,056	5,510,553	1,070,072	18,237,362
2032	-	-	-	609,513	4,131,143	6,918,506	5,509,401	1,069,849	18,238,412
2033	-	-	-	610,046	4,134,760	6,919,181	5,509,663	1,069,900	18,243,550
2034	-	-	-	611,345	4,143,561	6,921,172	5,511,233	1,070,205	18,257,515
2035	-	-	-	612,372	4,150,519	6,920,363	5,509,872	1,069,940	18,263,066
2036	-	-	-	613,728	4,159,710	6,919,794	5,509,715	1,069,910	18,272,857
2037	-	-	-	-	-	6,918,775	5,510,657	1,070,093	13,499,525
2038	-	-	-	-	-	6,921,763	5,508,459	1,069,666	13,499,888
2039	-	-	-	-	-	6,920,700	5,507,255	1,069,432	13,497,388
2040	-	-	-	-	-	-	5,511,076	1,070,174	6,581,250
2041	-	-	-	-	-	-	-	-	-
Total	\$ 40,785,900	\$ 2,819,320	\$ 15,397,430	\$ 9,718,047	\$ 65,866,766	\$ 131,474,747	\$ 109,963,556	\$ 21,353,388	\$ 397,379,154

Self-Insurance Fund

Sumner County, Tennessee
Self-Insurance
Summary

	Actual	Actual	Estimated	Original Budget		Difference
	2017-2018	2018-2019	2019-2020	2019-2020	2020-2021	
Beginning Balances						
Net Position - Health	\$ 8,217,237	\$ 10,190,483	\$ 11,528,613	\$ 11,637,822	\$ 12,059,780	\$ 421,958
Net Position - Dental	666,162	737,694	821,627	822,344	847,458	25,114
Net Position - Casualty	854,510	812,205	1,305,825	1,487,856	1,906,627	418,771
Total	\$ 9,737,909	\$ 11,740,382	\$ 13,656,066	\$ 13,948,022	\$ 14,813,865	\$ 865,843
Revenues and Estimated Revenues						
Self-Insured - Health	\$ 8,731,262	\$ 8,966,320	\$ 9,336,852	\$ 9,466,862	\$ 9,665,390	\$ 198,528
Self-Insured - Dental	385,412	393,607	415,831	415,831	427,419	11,588
Self-Insured - Casualty	2,967,904	3,253,021	3,786,723	3,736,648	3,912,660	176,012
Total	\$ 12,084,578	\$ 12,612,948	\$ 13,539,406	\$ 13,619,341	\$ 14,005,469	\$ 386,128
Expenses and Estimated Expenses						
Self-Insured - Health	\$ 6,758,016	\$ 7,628,190	\$ 8,805,685	\$ 8,729,085	\$ 9,492,362	\$ 763,277
Self-Insured - Dental	313,880	309,674	390,000	366,347	346,868	(19,479)
Self-Insured - Casualty	3,010,209	2,759,401	3,185,921	3,402,018	3,398,918	(3,100)
Total	\$ 10,082,105	\$ 10,697,265	\$ 12,381,607	\$ 12,497,450	\$ 13,238,148	\$ 740,698
Ending Balances						
Net Position - Health	\$ 10,190,483	\$ 11,528,613	\$ 12,059,780	\$ 12,375,599	\$ 12,232,808	\$ (142,791)
Net Position - Dental	737,694	821,627	847,458	871,828	928,009	56,181
Net Position - Casualty	812,205	1,305,825	1,906,627	1,822,486	2,420,369	597,883
Total	\$ 11,740,382	\$ 13,656,066	\$ 14,813,865	\$ 15,069,913	\$ 15,581,186	\$ 511,273

Sumner County, Tennessee
 Self-Insurance
 Statement of Revenues and Estimated Revenues

	Revenues	Revenues	Estimated	Original Budget		Difference
	2017-2018	2018-2019	Revenues 2019-2020	2019-2020	2020-2021	
Self-Insurance - Health						
Charges for Current Services	\$ 8,600,582	\$ 8,839,427	\$ 9,231,186	\$ 9,155,016	\$ 9,440,290	\$ 285,274
Other Local Revenues	130,681	126,894	102,051	311,846	225,099	(86,747)
Other Sources	-	-	3,615	-	-	-
Self-Insurance - Dental						
Charges for Current Services	382,885	390,795	413,667	413,667	426,994	13,327
Other Local Revenues	2,527	2,813	2,164	2,164	425	(1,739)
Self-Insurance - Casualty						
Charges for Current Services	2,943,902	3,238,292	3,724,036	3,724,037	3,910,238	186,201
Other Local Revenues	24,002	14,728	62,687	12,611	2,422	(10,189)
Total	<u>\$ 12,084,578</u>	<u>\$ 12,612,948</u>	<u>\$ 13,539,406</u>	<u>\$ 13,619,341</u>	<u>\$ 14,005,469</u>	<u>\$ 386,128</u>

Sumner County, Tennessee
 Self-Insurance
 Statement of Expenses and Estimated Expenses

	Expenses	Expenses	Estimated	Original Budget		Difference
	2017-2018	2018-2019	Expenses 2019-2020	2019-2020	2020-2021	
Other Charges						
Self-Insured - Health	\$ 6,758,016	\$ 7,628,190	\$ 8,805,685	\$ 8,729,085	\$ 9,492,362	\$ 763,277
Self-Insured - Dental	313,880	309,674	390,000	366,347	346,868	(19,479)
Self-Insured - Casualty	3,010,209	2,759,401	3,185,921	3,402,018	3,398,918	(3,100)
Total	<u>\$ 10,082,105</u>	<u>\$ 10,697,265</u>	<u>\$ 12,381,607</u>	<u>\$ 12,497,450</u>	<u>\$ 13,238,148</u>	<u>\$ 740,698</u>

**Sumner County, Tennessee
Self-Insurance Health
Summary**

	Actual	Actual	Estimated	Original Budget		Difference
	2017-2018	2018-2019	2019-2020	2019-2020	2020-2021	
Beginning Balance						
Net Position-Health	\$ 8,217,237	\$ 10,190,483	\$ 11,453,363	\$ 11,637,822	\$ 11,844,530	\$ 206,708
Net Position-Catastrophic Claims Reserve	-	-	75,250	-	215,250	215,250
Total	\$ 8,217,237	\$ 10,190,483	\$ 11,528,613	\$ 11,637,822	\$ 12,059,780	\$ 421,958
Revenues						
Charges for Current Services	\$ 8,600,582	\$ 8,839,427	\$ 9,231,186	\$ 9,155,016	\$ 9,440,290	\$ 285,274
Other Local Revenues	130,681	126,894	102,051	311,846	225,099	(86,747)
Other Sources	-	-	3,615	-	-	-
Total	\$ 8,731,262	\$ 8,966,320	\$ 9,336,852	\$ 9,466,862	\$ 9,665,390	\$ 198,528
Expenses						
Other Charges	\$ 6,758,016	\$ 7,628,190	\$ 8,805,685	\$ 8,729,085	\$ 9,492,362	\$ 763,277
Total	\$ 6,758,016	\$ 7,628,190	\$ 8,805,685	\$ 8,729,085	\$ 9,492,362	\$ 763,277
Ending Balance						
Net Position-Health	\$ 10,190,483	\$ 11,453,363	\$ 11,844,530	\$ 12,375,599	\$ 11,892,558	\$ (483,041)
Net Position-Catastrophic Claims Reserve	-	75,250	215,250	-	340,250	340,250
Total	\$ 10,190,483	\$ 11,528,613	\$ 12,059,780	\$ 12,375,599	\$ 12,232,808	\$ (142,791)

Sumner County, Tennessee
 Self-Insurance Health
 Statement of Revenues and Estimated Revenues

	Revenues	Revenues	Estimated	Original Budget		Difference
	2017-2018	2018-2019	Revenues 2019-2020	2019-2020	2020-2021	
Charges for Current Services						
Health Ins Premiums-County	\$ 8,017,001	\$ 8,211,203	\$ 8,559,626	\$ 8,513,405	\$ 8,773,253	\$ 259,848
Health Ins Premiums-Highway	583,581	628,224	671,560	641,611	667,038	25,427
Other Local Revenues						
Interest Earned	35,778	41,574	41,500	42,000	6,750	(35,250)
Retiree Ins Premiums-County	94,659	81,201	60,551	104,496	60,549	(43,947)
Retiree Ins Premiums-Highway	-	4,119	-	-	-	-
Spousal Surcharge-County	-	-	-	76,850	70,000	(6,850)
Smoking Surcharge-County	-	-	-	79,150	80,000	850
Spousal Surcharge-Highway	-	-	-	1,500	1,200	(300)
Smoking Surcharge-Highway	-	-	-	7,850	6,600	(1,250)
Miscellaneous Refunds	243	-	-	-	-	-
Other Sources						
Transfers	-	-	3,615	-	-	-
Total	<u>\$ 8,731,262</u>	<u>\$ 8,966,320</u>	<u>\$ 9,336,852</u>	<u>\$ 9,466,862</u>	<u>\$ 9,665,390</u>	<u>\$ 198,528</u>

Sumner County, Tennessee
 Self-Insurance Health
 Statement of Expenses and Estimated Expenses

	Expenses	Expenses	Estimated	Original Budget		Difference
	2017-2018	2018-2019	Expenses 2019-2020	2019-2020	2020-2021	
Other Charges						
BCBS Claims - Medical	\$ 4,951,819	\$ 5,559,878	\$ 6,421,659	\$ 6,467,383	\$ 6,909,341	\$ 441,958
BCBS Claims - Dental	-	-	-	-	94,022	94,022
BCBS Claims - RX	873,353	1,210,483	1,540,000	1,362,568	1,504,285	141,717
BCBS Administration	284,360	282,682	285,000	325,875	333,207	7,332
Communications	461	-	-	-	-	-
Consultants	11,400	12,415	33,400	14,400	21,500	7,100
Depreciation	3,365	3,365	2,526	2,526	-	(2,526)
Reinsurance (Excess Risk)	125,003	64,995	-	-	-	-
Affordable Care Act Excise Taxes	2,981	3,405	3,100	3,232	3,565	333
On-site Medical and RX	505,274	490,966	520,000	553,101	626,442	73,341
Total	\$ 6,758,016	\$ 7,628,190	\$ 8,805,685	\$ 8,729,085	\$ 9,492,362	\$ 763,277

**Sumner County, Tennessee
Self-Insurance Dental
Summary**

	Actual	Actual	Estimated	Original Budget		Difference
	2017-2018	2018-2019	2019-2020	2019-2020	2020-2021	
Beginning Balance						
Net Position- Dental	\$ 666,162	\$ 737,694	\$ 821,627	\$ 822,344	\$ 847,458	\$ 25,114
Total	\$ 666,162	\$ 737,694	\$ 821,627	\$ 822,344	\$ 847,458	\$ 25,114
Revenues						
Charges for Current Services	\$ 382,885	\$ 390,795	\$ 413,667	\$ 413,667	\$ 426,994	\$ 13,327
Other Local Revenues	2,527	2,813	2,164	2,164	425	(1,739)
Total	\$ 385,412	\$ 393,607	\$ 415,831	\$ 415,831	\$ 427,419	\$ 11,588
Expenses						
Other Charges	\$ 313,880	\$ 309,674	\$ 390,000	\$ 366,347	\$ 346,868	\$ (19,479)
Total	\$ 313,880	\$ 309,674	\$ 390,000	\$ 366,347	\$ 346,868	\$ (19,479)
Ending Balance						
Net Position - Dental	\$ 737,694	\$ 821,627	\$ 847,458	\$ 871,828	\$ 928,009	\$ 56,181
Total	\$ 737,694	\$ 821,627	\$ 847,458	\$ 871,828	\$ 928,009	\$ 56,181

Sumner County, Tennessee
 Self-Insurance Dental
 Statement of Revenues and Estimated Revenues

	Revenues	Revenues	Estimated	Original Budget		Difference
	2017-2018	2018-2019	Revenues 2019-2020	2019-2020	2020-2021	
Charges for Current Services						
Dental Ins Premiums-County	\$ 358,417	\$ 363,651	\$ 385,446	\$ 385,446	\$ 397,864	\$ 12,418
Dental Ins Premiums-Highway	24,468	27,144	28,221	28,221	29,130	909
Other Local Revenues						
Interest Earned	<u>2,527</u>	<u>2,813</u>	<u>2,164</u>	<u>2,164</u>	<u>425</u>	<u>(1,739)</u>
Total	<u>\$ 385,412</u>	<u>\$ 393,607</u>	<u>\$ 415,831</u>	<u>\$ 415,831</u>	<u>\$ 427,419</u>	<u>\$ 11,588</u>

Sumner County, Tennessee
 Self-Insurance Dental
 Statement of Expenses and Estimated Expenses

	Expenses	Expenses	Estimated	Original Budget		Difference
	2017-2018	2018-2019	Expenses 2019-2020	2019-2020	2020-2021	
Other Charges						
Administration	\$ 28,663	\$ 29,336	\$ 30,000	\$ 31,824	\$ 32,079	\$ 255
Claims	<u>285,217</u>	<u>280,338</u>	<u>360,000</u>	<u>334,523</u>	<u>314,789</u>	<u>(19,734)</u>
Total	<u>\$ 313,880</u>	<u>\$ 309,674</u>	<u>\$ 390,000</u>	<u>\$ 366,347</u>	<u>\$ 346,868</u>	<u>\$ (19,479)</u>

**Sumner County, Tennessee
Self-Insurance Casualty
Summary**

	Actual	Actual	Estimated	Original Budget		Difference
	2017-2018	2018-2019	2019-2020	2019-2020	2020-2021	
Beginning Balance						
Net Position- Casualty	\$ 854,510	\$ 812,205	\$ 1,305,825	\$ 1,487,856	\$ 1,906,627	\$ 418,771
Total	\$ 854,510	\$ 812,205	\$ 1,305,825	\$ 1,487,856	\$ 1,906,627	\$ 418,771
Revenues						
Charges for Current Services	\$ 2,943,902	\$ 3,238,292	\$ 3,724,036	\$ 3,724,037	\$ 3,910,238	\$ 186,201
Other Local Revenues	24,002	14,728	62,687	12,611	2,422	(10,189)
Total	\$ 2,967,904	\$ 3,253,021	\$ 3,786,723	\$ 3,736,648	\$ 3,912,660	\$ 176,012
Expenses						
Other Charges	\$ 3,010,209	\$ 2,759,401	\$ 3,185,921	\$ 3,402,018	\$ 3,398,918	\$ (3,100)
Total	\$ 3,010,209	\$ 2,759,401	\$ 3,185,921	\$ 3,402,018	\$ 3,398,918	\$ (3,100)
Ending Balance						
Net Position - Casualty	\$ 812,205	\$ 1,305,825	\$ 1,906,627	\$ 1,822,486	\$ 2,420,369	\$ 597,883
Total	\$ 812,205	\$ 1,305,825	\$ 1,906,627	\$ 1,822,486	\$ 2,420,369	\$ 597,883

Sumner County, Tennessee
Self-Insurance Casualty
Statement of Revenues and Estimated Revenues

	Revenues	Revenues	Estimated	Original Budget		Difference
	2017-2018	2018-2019	Revenues	2019-2020	2020-2021	
			2019-2020			
Charges for Current Services						
Premiums - County	\$ 1,005,578	\$ 1,106,136	\$ 1,272,056	\$ 1,272,056	\$ 1,335,659	\$ 63,603
Premiums - Highway	480,298	528,327	607,577	607,577	637,955	30,378
Premiums - Schools	1,458,027	1,603,829	1,844,404	1,844,404	1,936,624	92,220
Other Local Revenues						-
Interest Earned	12,169	13,923	14,000	12,111	2,422	(9,689)
Miscellaneous Revenues	17	530	500	500	-	(500)
Damage Recovery	-	275	48,187	-	-	-
Insurance Recovery	11,816	-	-	-	-	-
Total	<u>\$ 2,967,904</u>	<u>\$ 3,253,021</u>	<u>\$ 3,786,723</u>	<u>\$ 3,736,648</u>	<u>\$ 3,912,660</u>	<u>\$ 176,012</u>

Sumner County, Tennessee
Self-Insurance Casualty
Statement of Expenses and Estimated Expenses

	Expenses		Estimated	Original Budget		Difference
	2017-2018	2018-2019	Expenses 2019-2020	2019-2020	2020-2021	
Other Charges						
Director	\$ 60,452	\$ 61,819	\$ 64,266	\$ 64,366	\$ 64,368	\$ 2
Clerical Personnel	32,459	28,571	29,274	33,560	33,558	(2)
Longevity	2,100	2,400	2,475	2,475	2,550	75
Social Security	4,837	5,260	5,455	5,824	5,879	55
Retirement	9,947	10,906	10,577	10,592	10,600	8
Group Life Insurance	174	195	134	194	194	(0)
Health Insurance	20,656	23,782	17,298	24,290	21,039	(3,251)
Dental Insurance	703	739	523	741	741	0
Employer Medicare	1,131	1,239	1,270	1,362	1,375	13
Communication	972	1,158	1,300	1,315	1,315	-
Consultants	19,672	19,210	20,000	20,000	20,000	-
Data Processing Services	1,090	1,144	1,200	1,250	1,250	-
Dues and Memberships	460	460	600	600	600	-
Legal Notice/Recording/Court Costs	-	390	200	200	200	-
Maintenance Agreement (annual)	748	748	800	1,000	1,000	-
Postal Charges	1,539	1,048	1,100	1,500	1,500	-
Printing Stationery and Forms	150	1,578	1,500	1,500	1,500	-
Travel	1,934	1,825	2,000	2,000	2,000	-
Maint and Repair-Records	16	-	180	-	-	-
Other Contracted Services-ADA Camp	288	4,020	4,100	5,000	5,000	-
Data Processing Supplies	877	671	800	800	800	-
Drugs and Medical Supplies	292	346	350	500	500	-
Food Preparation Supplies	-	-	-	10	10	-
Food Supplies	293	185	350	350	350	-
Instructional Material and Supplies	-	1,730	1,800	1,800	1,800	-
Office Supplies	565	593	600	1,000	1,000	-
Periodicals	14	-	-	100	100	-
Other Supplies and Materials	-	-	-	100	100	-
Excess Risk Insurance-Employee Assistance	-	-	2,400	-	-	-
Liability Claims	1,456,833	1,324,623	1,714,070	1,714,070	1,714,070	-
WC Claims-County	287,485	506,616	300,000	271,888	271,888	-
WC Claims-Highway	262,889	96,864	100,000	289,177	289,177	-
WC Claims-School	839,775	652,079	900,000	942,754	942,754	-
In Service/Staff Development	760	760	1,000	1,200	1,200	-
Data Processing Equipment	798	-	-	200	200	-
Furniture and Fixtures	300	8,441	300	300	300	-
Total	\$ 3,010,209	\$ 2,759,401	\$ 3,185,921	\$ 3,402,018	\$ 3,398,918	\$ (3,100)