

**MINUTES
HEALTH & EMERGENCY SERVICES COMMITTEE
CHAIRMAN, DARRELL ROGERS
OCTOBER 2, 2023**

Present:

Darrell Rogers, Chairman
Dr. Mary Genung, Vice-Chairman
Shannon Burgdorf
Benjamin A. Harris
Tim Jones
Don Schmit
Absent:
Terry Wright

Also Present:

John Isbell, County Mayor
Eric Sitler, Law Director
Steve Weiner, Staff Attorney
Jeremy Mansfield, Commission Vice-Chairman
Joe McLaughlin, Cottontown VFD
Jay Austin, EMS Assistant Chief
Jennifer Mitchell, minute taker

Chairman Rogers called the regular meeting of the Health and Emergency Services Committee to order with an invocation by Commission Vice-Chairman Mansfield on Monday, October 2, 2023, at 5:00 p.m. in the Sumner County Administration Building. A quorum was present.

3. Approval of Agenda.

Comm. Harris moved, seconded by Comm. Genung, to approve the agenda. The motion carried unanimously.

4. Approval of the Minutes of September 7, 2023.

Chairman Rogers noted a correction to be made to the minutes. Joe McLaughlin of Cottontown VFD should be listed instead of Wayne Drown of Oakgrove VFD.

Upon motion of Comm. Genung, seconded by Comm. Boyt, the Committee voted to approve the minutes from September 7, 2023, as amended.

5. Recognition of the Public. None

6. Report of the Chairman. Chairman Rogers stated he will reserve comments for agenda items as they come up.

8. Report of the County Mayor.

County Mayor Isbell gave brief overview of ECC monthly reports and noted they have four vacancies with three pending resignations.

Jay Austin, EMS Assistant Chief gave brief overview of EMS monthly reports.

Commission Vice-Chairman Mansfield requested a revenue versus expenditure report.

Chairman Rogers asked if he could get autopsy results for the Opioid Abatement Committee use. Mr. Austin stated those come back through the medical examiner's office. After discussion, EMS Chief John Michael Poss said the information has been given to Sheriff Chief Deputy Craddock.

Reports are attached.

Chairman Rogers asked County Mayor Isbell for an update on the Westmoreland station. Mr. Isbell stated there is a piece of land that will be pursued after guidelines from Iparametrics are received. He also noted there will be a meeting with the Director of Schools about a possible location in White House.

9. Report of the Sheriff. Not present

10. Report of the Fire Department.

There was a brief discussion about the need for knox boxes at Liberty Creek along with speed limit signs.

Joe McLaughlin spoke about four structure fires on September 19, 2023.

Reports attached.

11. Old Business.

a. Animal Control Ad-Hoc Committee – Status Discussion.

Comm. Genung informed the Committee that the first meeting will be held on Tuesday, October 10, 2023, at 5:30 pm.

b. Sheriff's Office Policies – Discussion/Question and Answer.

Comm. Genung moved, seconded by Comm. Harris, to move to next month's meeting. The motion carried unanimously.

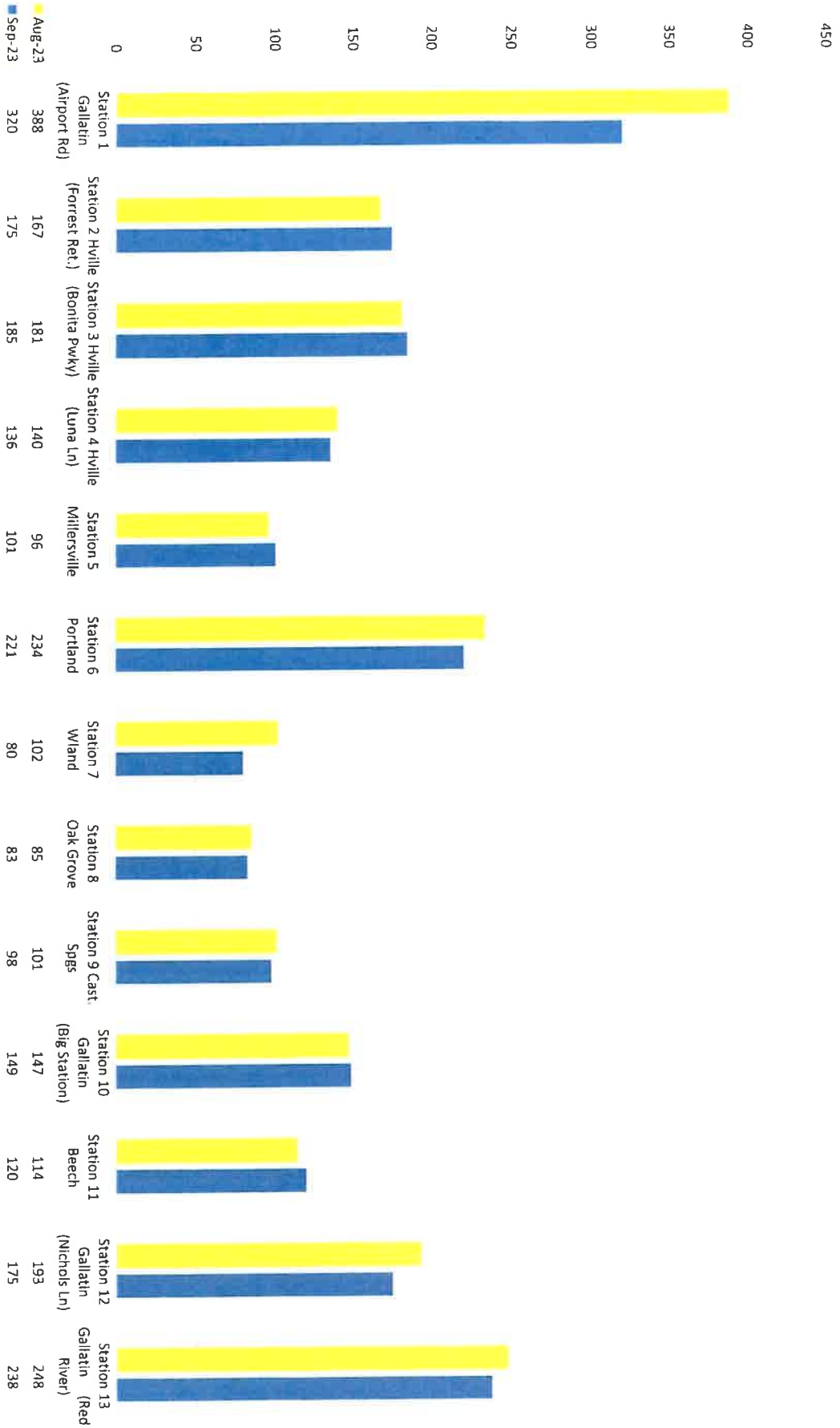
13. Adjournment. Chairman Rogers declared the meeting adjourned at 5:28 p.m. upon motion by Comm. Harris and seconded by Comm. Jones.

Prepared by Jennifer Mitchell


Responded Out of Summer County	Jan. 2023	Feb. 2023	Mar. 2023	Apr. 2023	May 2023	Jun-23	Jul-23	Aug-23	Sep-23
Robertson	33	15	16	20	18	25	23	24	7
Macon	1	4	1	2	3	3	2	0	1
Trousdale	0	0	0	2	0	1	0	0	0
Wilson	0	0	0	0	0	0	0	0	0
Davidson	0	12	19	0	0	2	1	0	0
TOTAL	34	31	36	24	21	31	26	24	8

Responded into Summer County	Jan. 2023	Feb. 2023	Mar. 2023	Apr. 2023	May 2023	Jun-23	Jul-23	Aug-23	Sep-23
Robertson	33	43	43	46	41	34	27	34	38
TOTAL	33	43	43	46	41	34	27	34	38

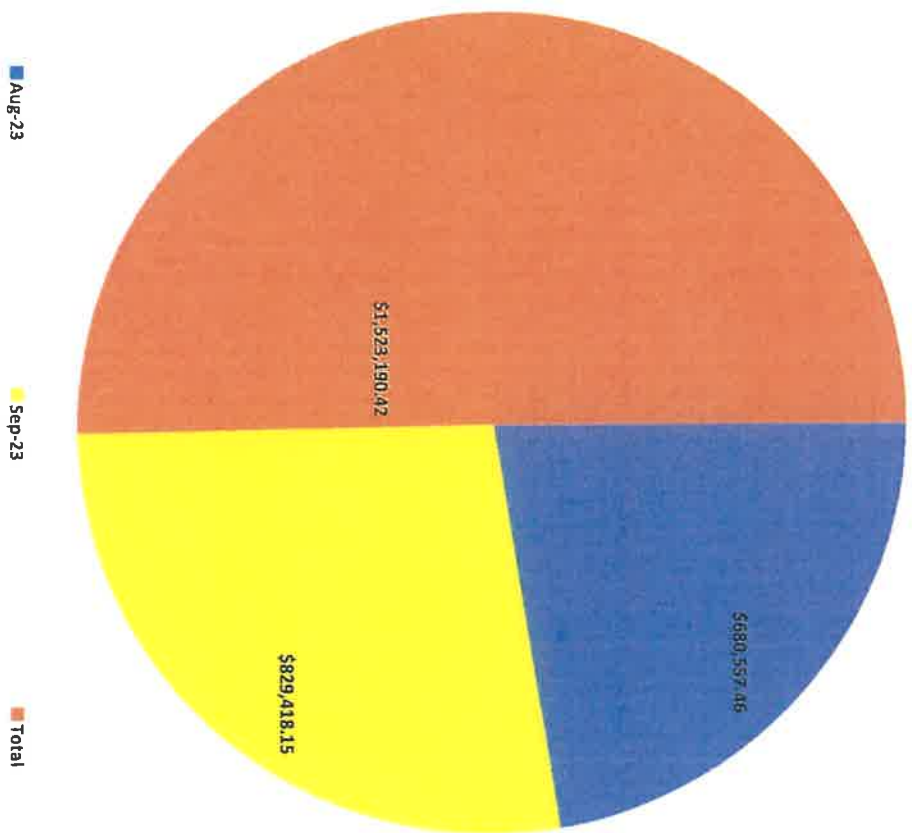
August 2023/September 2023 Call Volume



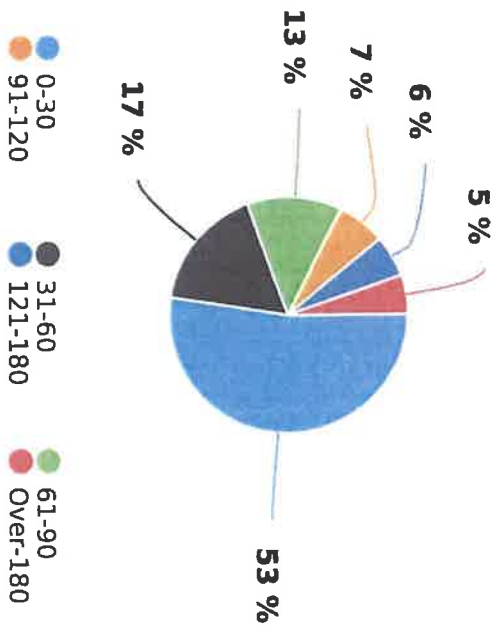
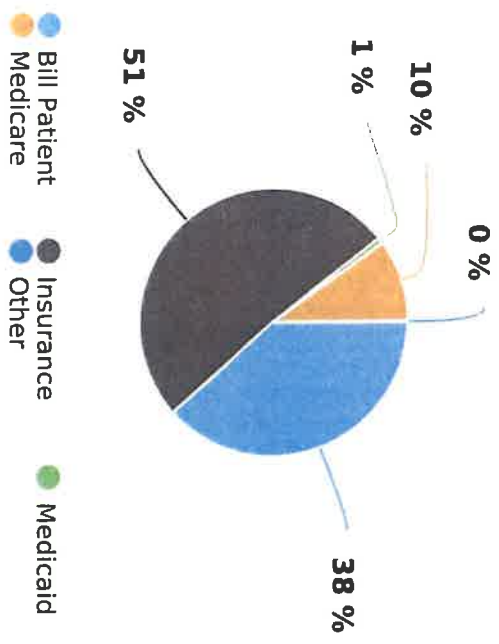
Calls vs. Transports



FY2023-24 EMS Revenue



Current Payor	Current	31-60	61-90	91-120	121-180	Over 180	Total
Bill Patient	348,414.49	299,999.41	334,983.17	228,460.01	209,961.40	190,621.80	1,612,440.28
Insurance	1,517,075.20	324,677.35	199,668.00	41,348.53	30,591.35	24,802.60	2,138,163.03
Medicaid	22,538.46	7,270.52	98.43	0.00	0.00	-201.87	29,705.54
Medicare	315,160.90	83,122.22	4,644.97	4,625.71	477.67	7,354.90	415,386.37
Other	1,111.59	0.00	0.00	0.00	0.00	0.00	1,111.59
Total	2,204,300.64	715,069.50	539,394.57	274,434.25	241,030.42	222,577.43	4,196,806.81

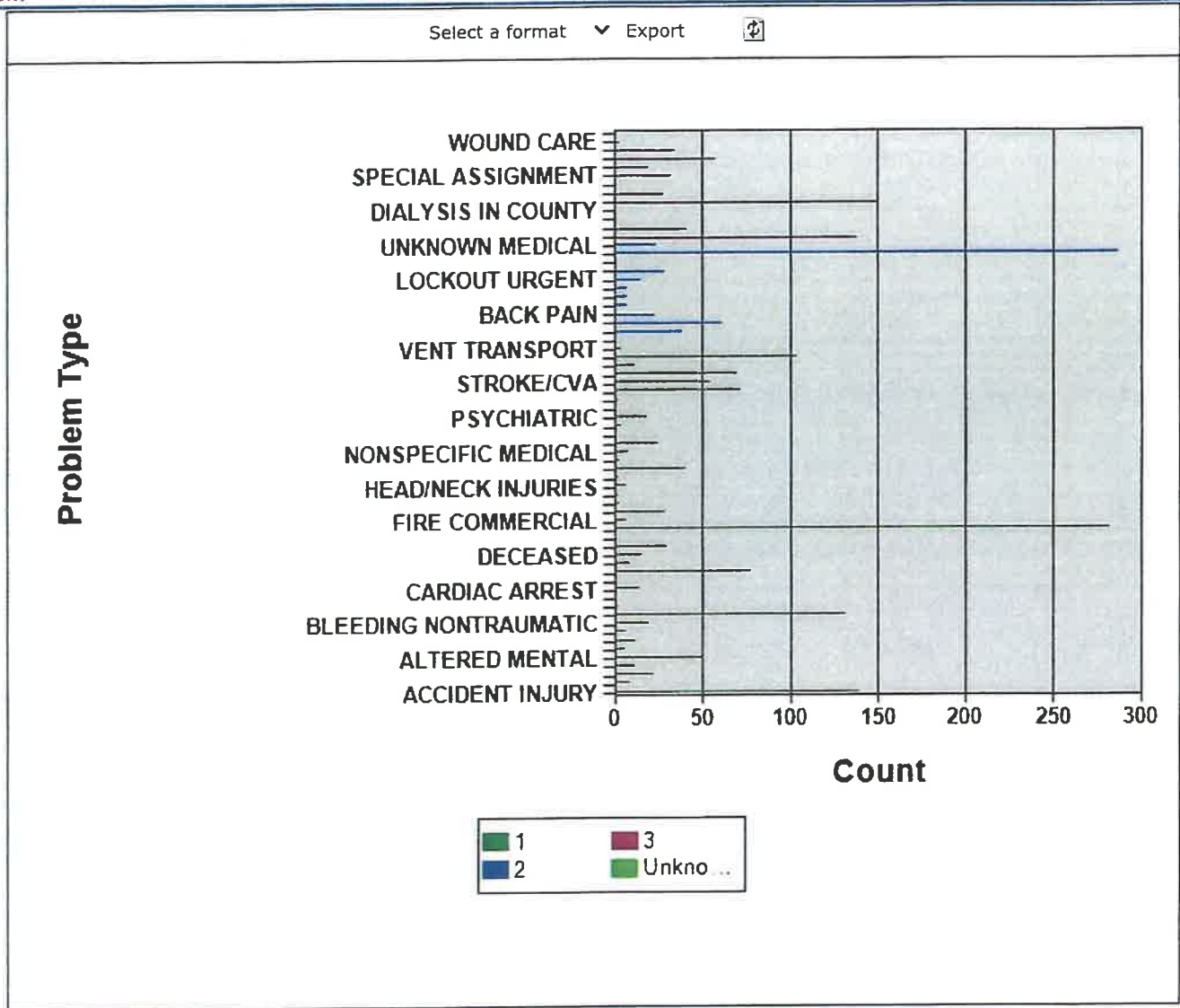


Problem Type Summary

2:13 PM 10/2/2023

Data Source: Data Warehouse

Agency:	EMS
Division:	DAVIDSON COUNTY EMS, PERSONNEL EMS, ROBERTSON COUNTY EMS, SUMNER COUNTY EMS
Day Range:	Date From 9/1/2023 To 9/30/2023
Exclusion:	None



Priority	Description
N/A	Unknown
1	1
2	2
3	3

Problem Type	Priority				Total
	N/A	1	2	3	
Unknown	2				2
ABDOMINAL PAIN			38		38
ACCIDENT INJURY		139			139
ACCIDENT INJURY HIT/RUN		9			9
ACCIDENT SERIOUS INCIDENT		22			22
ACTIVE SHOOTER					
ADMINISTRATIVE INVESTIGATION					
AIRCRAFT EMERGENCY					
ALARM MEDICAL			61		61

ALLERGIC REACTION	12			12
ALS INTERFACILITY TRANSPORT			138	138
ALTERED MENTAL	51			51
ANIMAL BITE	6			6
ASSAULT	12			12
ASSIST OTHER AGENCY - EMA	7			7
BACK PAIN		23		23
BLEEDING NONTRAUMATIC	19			19
BLS INTERFACILITY TRANSPORT			41	41
BLS TRANSPORT			1	1
BREATHING DIFFICULTY	132			132
BURNS	2			2
CARBON MONOX/INHALATION/HAZMAT	1			1
CARDIAC ARREST	15			15
CHEST INJURY	1			1
CHEST PAINS	77			77
CHOKING	9			9
COLD INJURY				
DECEASED	16			16
DIABETIC	30			30
DIALYSIS IN COUNTY			1	1
DIALYSIS OUT OF COUNTY				
DISCHARGE IN COUNTY			151	151
DISCHARGE OUT OF COUNTY			28	28
DRILL			1	1
DROWNING/NEAR-DROWNING				
ELECTROCUTION/LIGHTNING	1			1
EYE PROBLEMS/INJURY				
FALLS	282			282
FIRE COMMERCIAL	7			7
FIRE RESIDENTIAL	29			29
FIRE VEHICLE				
FLU SYMPTOMS				
FRACTURES		7		7
GAS LEAK				
GI BLEED		7		7
GUNSHOT WOUND	3			3
HANGING				
HAZMAT	2			2
HEAD/NECK INJURIES	7			7
HEADACHE	2			2
HEART PROBLEMS	40			40
HEAT PROBLEMS	3			3
LACERATION		7		7
LOCKOUT URGENT		16		16
NAUSEA/VOMITING		29		29
NONSPECIFIC MEDICAL	8			8
OUTPATIENT ADMIT IN COUNTY				
OUTPATIENT ADMIT OUT OF COUNTY				
OVERDOSE	25			25
POISONING	1			1
PREGNANCY/CHILDBIRTH	4			4
PSYCHIATRIC	18			18
RESCUE	1			1
RESCUE ANGLE HIGH-LOW				
RESCUE SWIFT WATER				
RESCUE TRENCH				
RESPIRATORY/BREATHING PROBLEMS	2			2
SEIZURES	72			72
SEXUAL ASSAULT		1		1
SICK/GENERAL WEAKNESS		287		287
SPECIAL ASSIGNMENT			33	33
SPECIAL ASSIGNMENT COMMUNITY				
STABBING				
STROKE/CVA	55			55

SUICIDAL SUBJECT	70			70
TALK TO SUPERVISOR			19	19
TEST CALL				
TRAIN DERAILMENT				
TRAUMA	12			12
UNKNOWN MEDICAL		24		24
UNRESPONSIVE/SYNCOPE	104			104
VENT TRANSPORT	4			4
WAIT AND RETURN IN COUNTY			57	57
WAIT AND RETURN OUT OF COUNTY			35	35
WATER EMERGENCY	1			1
WEATHER RELATED ISSUES				
WOUND CARE			3	3
ZASSIST LAW				
Total	2	1313	500	2323

2023 COUNTY VFD CALL TOTALS

A	B	C	D	E	F	G	H	I	J	K	L	M	N	O	
DEPARTMENT	Jan	Feb	March	April	May	June	July	Aug	Sept	Oct	Nov	Dec	Dept YTD Totals		
1	DEPARTMENT	Jan	Feb	March	April	May	June	July	Aug	Sept	Oct	Nov	Dec	Dept YTD Totals	
2	Cottontown VFD	26	25	40	30	33	18	24	25					221	
3	Gallatin VFD	58	45	58	52	39	50	62	49					413	
4	Highland VFD	86	84	109	100	113		103	104					699	
5	Number One VFD	26	19	36	26	18	24	30	28					207	
6	Oak Grove VFD	54	54	49	45	55	71	46	55					429	
7	Shackle Island F&R	90	61	94	60	58	52	61	74					550	
8	Southeast CVFD	70	66	95				99						330	
9	White House CVFD	55	30	75	37		53	30	40					320	
10	Westmoreland FD	16	25	28	29	15	26	21	18					178	
11															
12	Monthly Total	481	409	584	379	331	294	476	393	0	0	0	0	3347	YTD Grand Total
13															
14															
15	2022 Comparison	478	370	434	453	488	524	466	529	499	547	571	506	5865	+662
16	2021 Comparison	412	385	465	425	425	369	502	458	450	437	419	456	5203	+404
17	2020 Comparison	394	314	433	402	457	433	465	399	368	420	430	417	4799	+42
18	2019 Comparison	420	381	418	423	361	453	376	395	348	408	350	424	4757	+412
19	2018 Comparison	362	319	353	357	360	369	365	414	330	394	360	362	4345	+451
20	2017 Comparison				1183	337	317	322	299	345	390	314	326	3894	

Volunteer Fire Staffing Levels

9/30/2023

Cottontown VFD: 13
Gallatin VFD: 18
Highland VFD: 32
Number One VFD: 15
Oak Grove VFD: 15
Shackle Island F&R: 29
Southeast CVFD: 30
White House CVFD: 20
Westmoreland: 21
TOTAL: 193

	Calls for Service			Calls Received	
	Law Enforcement	Fire	EMS	911	Admin
January	14266	2095	2253	3919	11529
February	13392	2174	2007	3733	10671
March	15460	2337	2116	4595	12199
April	14020	2087	2136	4849	14582
May	14910	2126	2206	5374	14721
June	13386	2255	2242	5545	14030
July	13895	2214	2225	5159	13922
August	14875	2258	2278	4894	13938
September	12952	2097	2172	4694	13140
October					
November					
December					